

# Response of benthic foraminifera to the organic carbon accumulation rates in the Okinawa Trough, East China Sea and in the Ryukyu fore Arc region, northwest Pacific

WAHYUDI\*, Tadamichi OBA\*, Masao MINAGAWA\*,  
Masafumi MURAYAMA\*, and Toshio NAKAMURA\*\*

\* Graduate School of Environmental Earth Science, Hokkaido University

\*\* Dating and Materials Research Center, Nagoya University

## 1. Introduction

The biological and geochemical properties of benthic foraminifera preserved in the ocean sediments have been used extensively for paleoceanographic reconstruction. The faunal analyses of benthic foraminifera have been exploited either as tools to reconstruct the past changes in deep water conditions (Schnitker, 1979; Sen Gupta et al., 1982; Streeter and Lavery, 1982; Miao and Thunell, 1993) or as indicators of surface ocean productivity (Loubere and Banonis, 1987; Herguera and Berger, 1991; Herguera, 1992). The simple relationships between benthic faunas and environment may never be found because different parts of the fauna respond to different environmental variables (Streeter and Lavery, 1982). However, a close relationship between abundance of benthic foraminifera and flux of organic matter reached sediment surface has been reported from the world ocean, e.g. northeast Atlantic (Loubere and Banonis, 1987; Gooday, 1993), eastern equatorial Pacific (Pedersen et al., 1988), western equatorial Pacific (Herguera, 1992), South China and Sulu Seas (Miao and Thunell, 1993; Rathburn and Corliss, 1994), eastern South Atlantic Polar Front (Mackensen et al., 1993) and Adriatic Sea (Jorisen et al., 1992).

The stable isotopic composition of benthic foraminiferal tests are useful key for study of the ocean history. The stable carbon isotopic composition of benthic foraminiferal tests is an obvious tracer of the carbon cycle in deep ocean waters or as an indicator of surface productivity (Shackleton, 1977; Broecker, 1982; Zahn et al., 1986; Curry et al., 1988; Sarnthein et al., 1988; Mix et al., 1991; Vergnaud Grazzini and Pierre, 1992). Two benthic foraminifera, *Uvigerina peregrina* and *Cibicides wuellerstorfi*, have been widely used by paleoceanographer to reconstruct the past deep water or bottom water circulation (e.g. Duplessy et al., 1984; Zahn et al., 1987; Mix et al., 1991; Mackensen et al., 1993).

Because *C. wuellerstorfi* lives in nearly above the sediment surface (Rathburn and Corliss, 1994), this species secretes calcite with very close carbon isotopic composition to  $\delta^{13}\text{C}_{\Sigma\text{CO}_2}$  bottom water (Woodruff et al., 1980; Belanger et al., 1981; Graham et al., 1981; Zahn et al., 1986, 1987). In contrast, *U. peregrina* lives in the top of sediment, its  $\delta^{13}\text{C}$  value is influenced by the  $\delta^{13}\text{C}_{\Sigma\text{CO}_2}$  of both pore water and overlying bottom water (Zahn et al., 1986; Vergnaud Grazzini and Pierre, 1992). Since  $^{13}\text{C}$ -depleted  $\text{CO}_2$  was released into the pore water by organic matter decomposition after its deposition,  $\delta^{13}\text{C}$  of *U. peregrina* is strongly affected by changes of organic carbon flux from the surface ocean productivity (McCorkle et al., 1985; Zahn et al., 1986). Consequently,  $\delta^{13}\text{C}$  departure between *U. peregrina* and *C. wuellerstorfi* may serve to document

paleoproductivity changes of the ocean (Zahn et al., 1986).

In this study, the abundance fluctuations of *U. peregrina* and *C. wuellerstorfi* and their carbon isotopic compositions were analyzed to investigate the response of benthic foraminifera lived on the sea floor to the paleoproductivity changes in the surface ocean.

## 2. Materials and methods

Two marine sediment cores used for the present study, PN-3 and SST-4, were collected from the Okinawa Trough, East China Sea and from the Ryukyu Fore Arc region, northwest Pacific, respectively, during the MASFLEX 1994 cruise of the R/V *Bosei Maru* (Fig. 1). Core PN-3, 430 cm in length, was raised from 1058 m water depth at Lat. 28°05.98'N, Long. 127°20.55'E, and core SST-4, 260 cm in length, was taken from 2156 m water depth at Lat. 26°56.88'N, Long. 129°00.63'E.

Core PN-3 consists of homogeneous grayish olive to olive gray colored silt with brownish black part (15 cm thick of oxidized layer) at the core top (Fig. 2). The fine sand layers and molluscan shell fragments were found occasionally at 280 cm, 380 cm and 180 cm, 220 cm, 410 cm from core top, respectively. A volcanic ash layer is intercalated at 320 cm depth of the core. High magnetic susceptibility layer is found at the 40 cm from the core top. The SST-4 core consists of homogeneous grayish olive to olive gray colored silt from core top to 210 cm depth and turbidite sand layers between 210 cm and 250 cm (Fig. 2).

Oxygen and carbon isotope analyses were carried out on a planktonic foraminiferal species, *Globigerinoides sacculifer*, and two benthic foraminiferal species, *C. wuellerstorfi* and *U. peregrina*. We used 30-40 specimens of 355-425  $\mu\text{m}$  diameter for *G. sacculifer*. For isotope analyses of *C. wuellerstorfi* and *U. peregrina*, we used 2-15 specimens larger than 250  $\mu\text{m}$ . Isotopic measurement was carried out using a Finnigan MAT 251 mass spectrometer. The oxygen and carbon isotopic data are reported in  $\delta$  notation relative to the PDB standard. Ten replicate measurements of Solnhofen Limestone sub-standard gave a precision of 0.03‰ for oxygen and 0.01‰ for carbon.

About 350-400 specimens of *G. sacculifer* of 300-500  $\mu\text{m}$  diameter were used for the AMS  $^{14}\text{C}$  measurement. Sample preparation and graphite target preparation were conducted at our laboratory using a batch preparation method (Kitagawa *et al.*, 1993) and the AMS  $^{14}\text{C}$  measurement was carried out at the Dating and Materials Research Center, Nagoya University. After corrected for reservoir age (Bard, 1988), all AMS  $^{14}\text{C}$  ages were calibrated into the calendar year age, using the calibration curve of Stuiver and Pearson (1993) for  $^{14}\text{C}$  age younger than 8 kyr and the calibration equation of Bard *et al.* (1993) and Bard, 1996 (pers. com.) for  $^{14}\text{C}$  ages older than 8 kyr (Table 1). The calibrated  $^{14}\text{C}$  ages are consistent with the  $\delta^{18}\text{O}$  stratigraphy (Wahyudi, 1997). We estimate that cores PN-3 and SST-4 record continuous deposition during the past 40 kyr and 30 kyr, respectively. Age of each sample is estimated from interpolating and extrapolating between six age control points (Table 1).

For the organic matter analyses, 750 mg of the powdered sediments were decalcified with 1 N HCl solution for several hours, centrifuged and washed with distilled water. The carbonate free sediments were freeze-dried and crushed into powder. Then, these were used for quantitative analysis of organic carbon content using a sealed tube

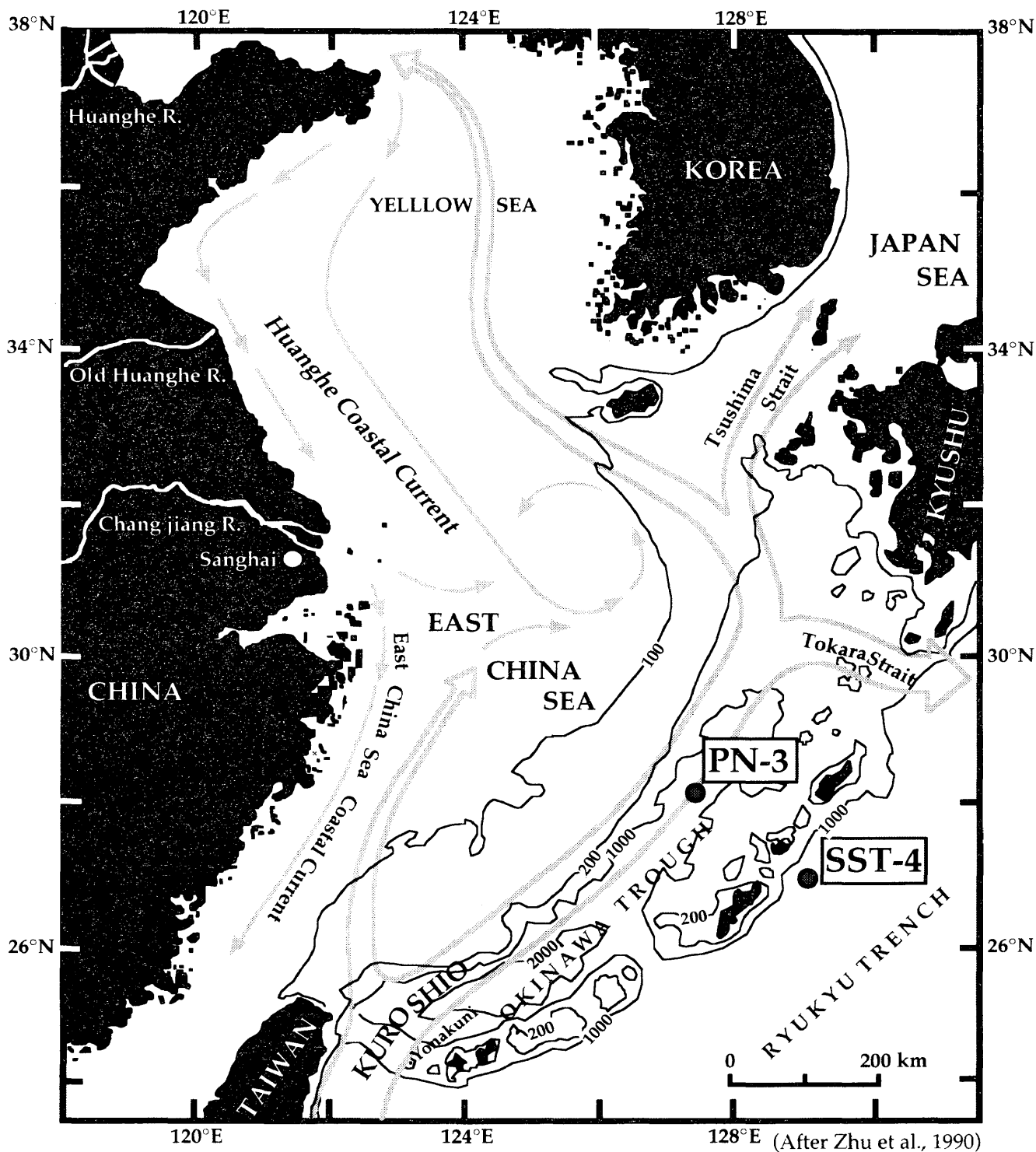


Figure 1. Location of cores PN-3 and SST-4.

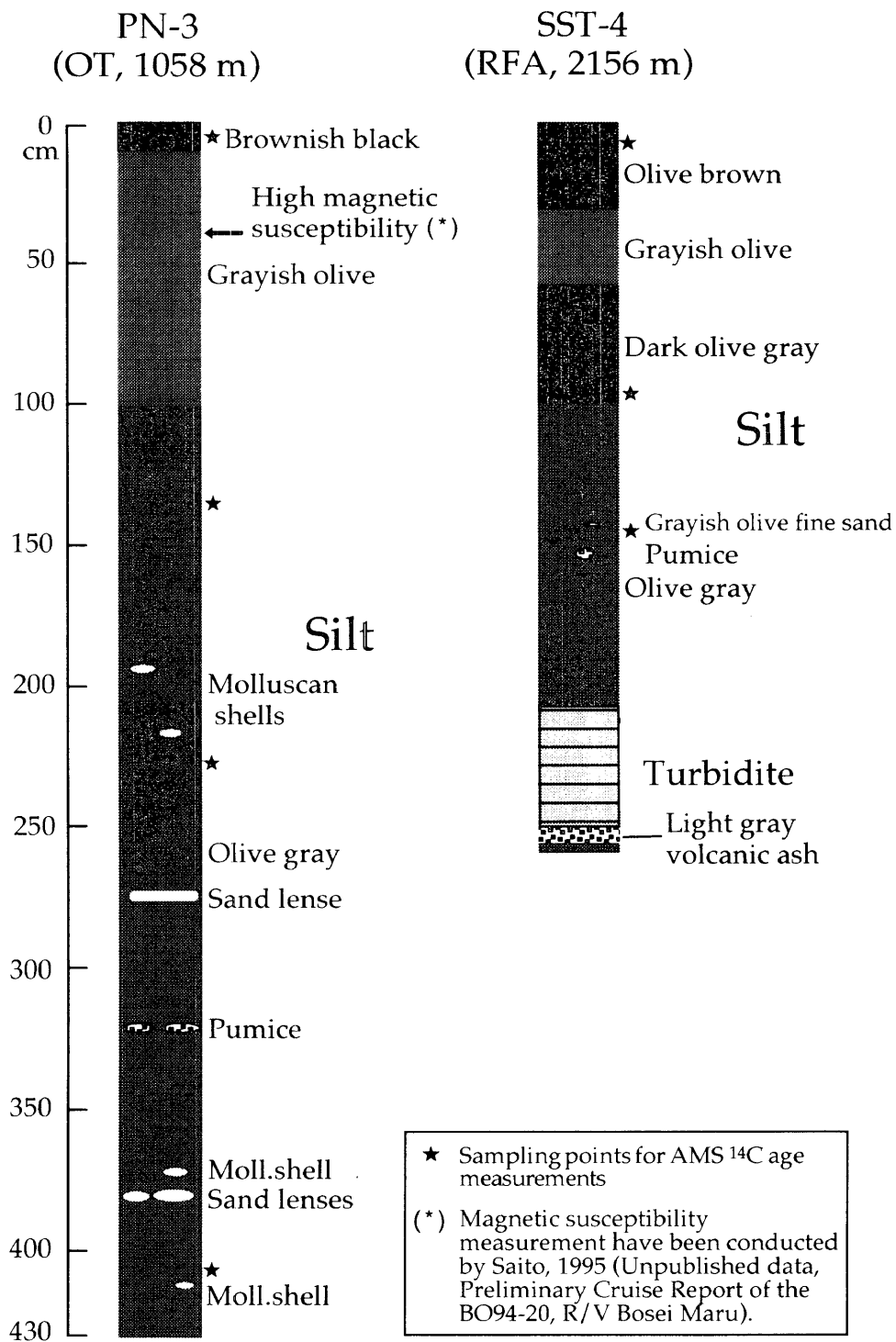


Figure 2. Lithology of cores PN-3 from Okinawa Trough (OT) and SST-4 from Ryukyu Fore Arc region (RFA), showing the sampling points for AMS <sup>14</sup>C age measurements.

Table 1a. Age control points and sedimentation rates data for core PN-3.

Depth in core, cm	AMS $^{14}\text{C}$ Age, years	Calibrated Age, years	Sedimentation Rate, $\text{cm kyr}^{-1}$
6.5	$1,420 \pm 80$	1,305	5.94
70.0		12,000 <sup>(*)</sup>	14.31
138.5	$14,630 \pm 120$	16,788	12.96
228.5	$20,470 \pm 340$	23,734	13.66
233.5		24,100 <sup>(*)</sup>	11.11
406.0	$35,400 \pm 970$	39,677	

(\*) Ages at 70 and 233.5 cm depth are based on oxygen isotope Stages 1/2 and 2/3 boundaries, respectively.

Table 1b. Age control points and sedimentation rates data for core SST-4.

Depth in core, cm	AMS $^{14}\text{C}$ Age, years	Calibrated Age, years	Sedimentation Rate, $\text{cm kyr}^{-1}$
7.0	$2,420 \pm 110$	2,365	4.98
55.0		12,000 <sup>(**)</sup>	8.66
98.0	$14,760 \pm 190$	16,966	9.43
145.5	$18,820 \pm 220$	22,001	9.29
165.0		24,100 <sup>(**)</sup>	

(\*\*) Ages at 55.0 and 165.0 cm depth are based on oxygen isotope Stages 1/2 and 2/3 boundaries, respectively.

combustion method described by Minagawa *et al.* (1984). Organic carbon mass accumulation rate (MAR) was determined using the following equation (e.g. Pedersen *et al.*, 1991; Thunell *et al.*, 1992):

$$C_{\text{org}} \text{ MAR (g cm}^{-2} \text{ kyr}^{-1}) = \rho \nu (C_{\text{org}})$$

where  $\nu$  is sedimentation rate (in cm per kyr),  $\rho$  is sediment dry bulk density (in grams per cubic centimeter).

### 3. Response of benthic foraminiferal abundance to surface productivity

Both *C. wuellerstorfi* and *U. peregrina* show high abundance during the stages 2 and 3 (Fig. 3). Generally, the abundance of the infaunal species, *U. peregrina*, is higher and is more fluctuated compared with epifaunal *C. wuellerstorfi* throughout the core. In core PN-3, the individual number of *U. peregrina* larger than 180  $\mu\text{m}$  in stage 1 is fewer than 50 per gram of sediment and increases to more than 50 (up to  $\sim 350$ ) in the stages 2 and 3, while that of *C. wuellerstorfi* increases from fewer than 10 in the stage 1 to more than 50 at the stages 2 and 3 (Fig. 3). In core SST-4, *U. peregrina* increases from fewer than 20 in stage 1 to more than 100 (up to  $\sim 200$ ) in stages 2 and 3, while *C. wuellerstorfi* increases from fewer than 10 in the stage 1 to more than 50 at the stages 2 and 3 (Fig. 3).

Higher abundance of *U. peregrina* and *C. wuellerstorfi* during the stages 2 and 3 than in stage 1 corresponds to the fluctuation of organic carbon accumulation rates (Fig. 4). The same trend has been found in somewhere else (e.g. the northeast United States continental shelf (Miller and Lohmann, 1982); the eastern equatorial Pacific (Pedersen *et al.*, 1988); California continental margin (Quinterno and Gardner, 1987)). Gooday (1988) reported that some deep sea benthic species including *C. wuellerstorfi* (his *Planulina wuellerstorfi*) from the northeast Atlantic, are phytodetritus-feeder and that their abundance increase when the phytodetritus flux increases.

Although the complex factors such as difference in water mass and other sediment properties control the abundance of the benthic foraminifera, generally the most important factor controlling the high production of benthic foraminifera is a high concentration of organic matter derived from the high productivity in the surface water (Pedersen *et al.*, 1988; Herguera, 1992; Herguera and Berger, 1992; Jorissen *et al.*, 1992; Mackensen *et al.*, 1993; Miao and Thunell, 1993; Rathburn and Corliss, 1994).

Since the high concentration and accumulation rates of organic carbon in both cores PN-3 and SST-4 is due to a high productivity during the glacial (Wahyudi, 1997), we suggest that abundance of *C. wuellerstorfi* and *U. peregrina* are controlled by the fluctuation of surface productivity.

### 4. $\delta^{13}\text{C}$ departure between *Uvigerina peregrina* and *Cibicidoides wuellerstorfi*: implication for variations of surface productivity

The carbon isotope records of *U. peregrina* shows low values during the stages 2 and 3 and high values in stage 1 (Figs. 5). The magnitude of glacial to Holocene

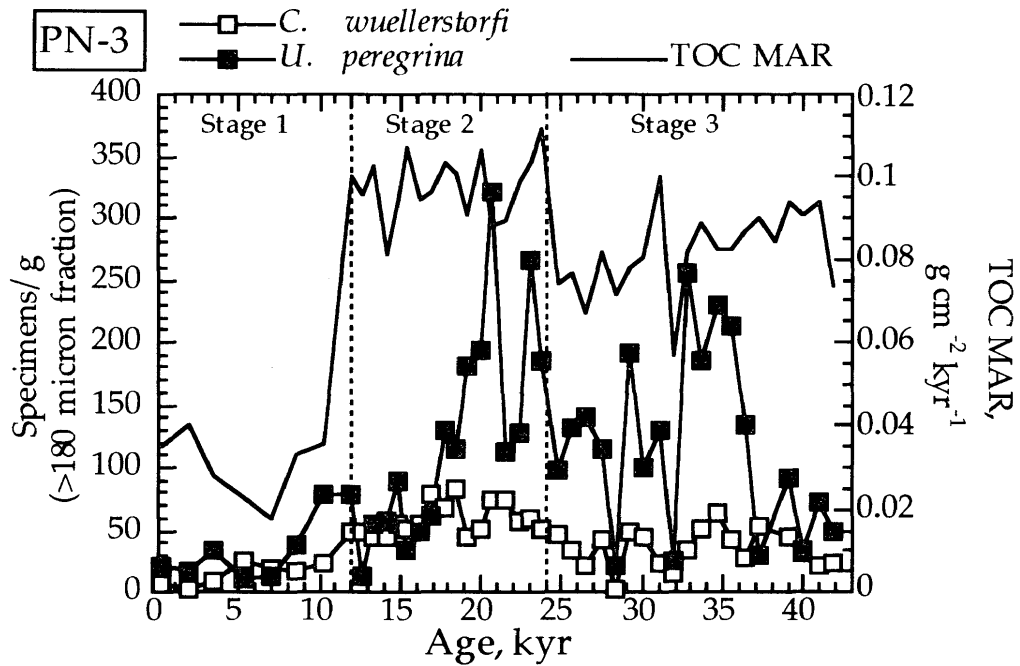


Figure 3a. Benthic foraminiferal abundances and organic carbon mass accumulation rates (TOC MAR) profiles as a function of age in core PN-3.

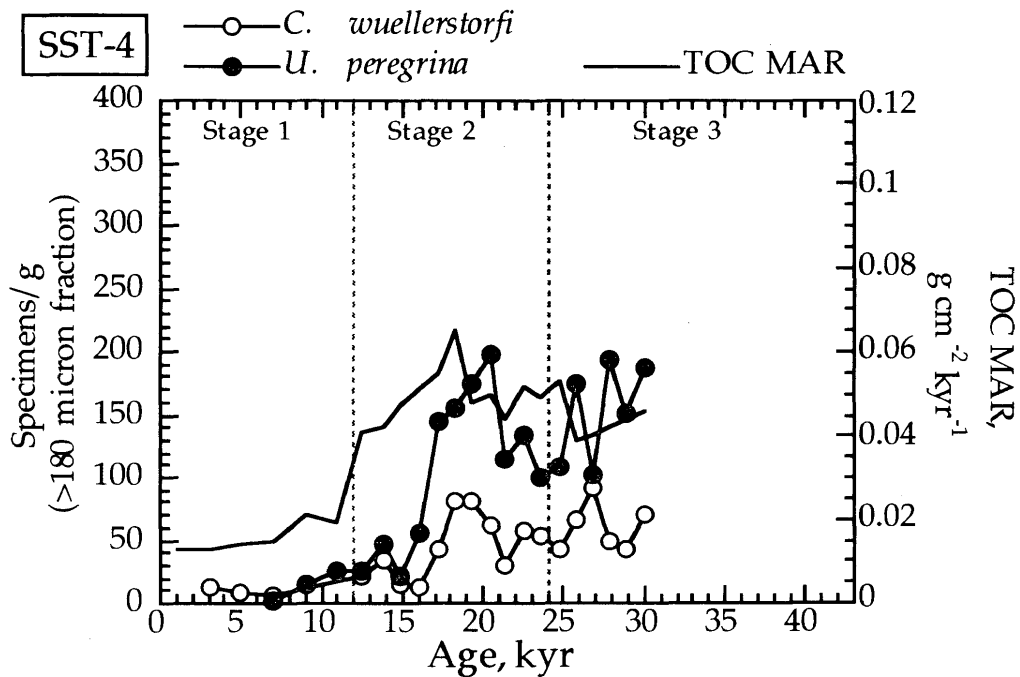


Figure 3b. Benthic foraminiferal abundance and organic carbon mass accumulation rates (TOC MAR) profiles as a function of age in core SST-4.

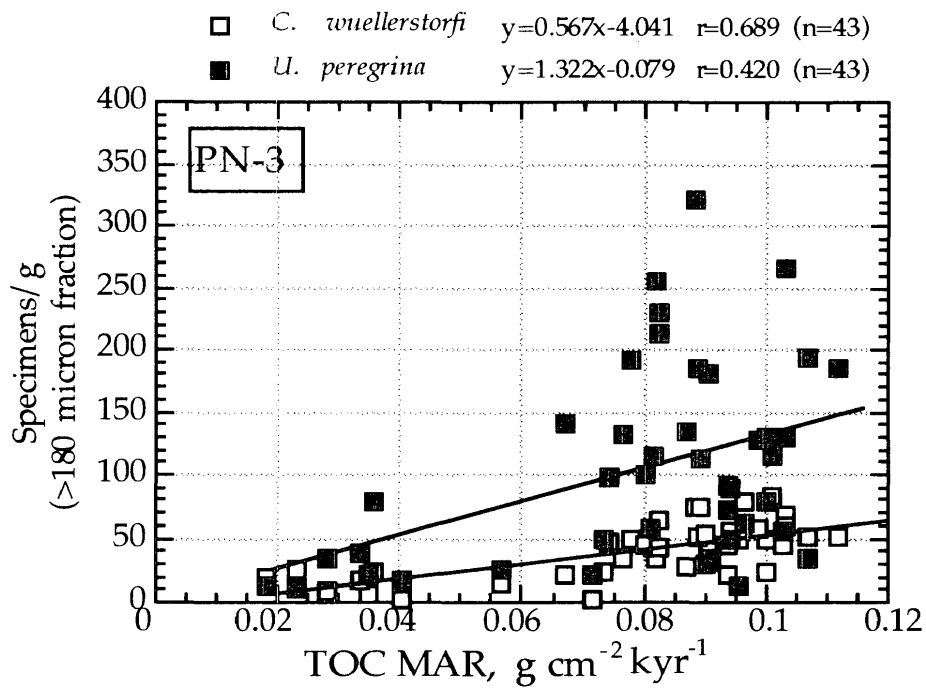


Figure 4a. Plots of benthic foraminiferal abundances and organic carbon mass accumulation rates (TOC MAR) in core PN-3.

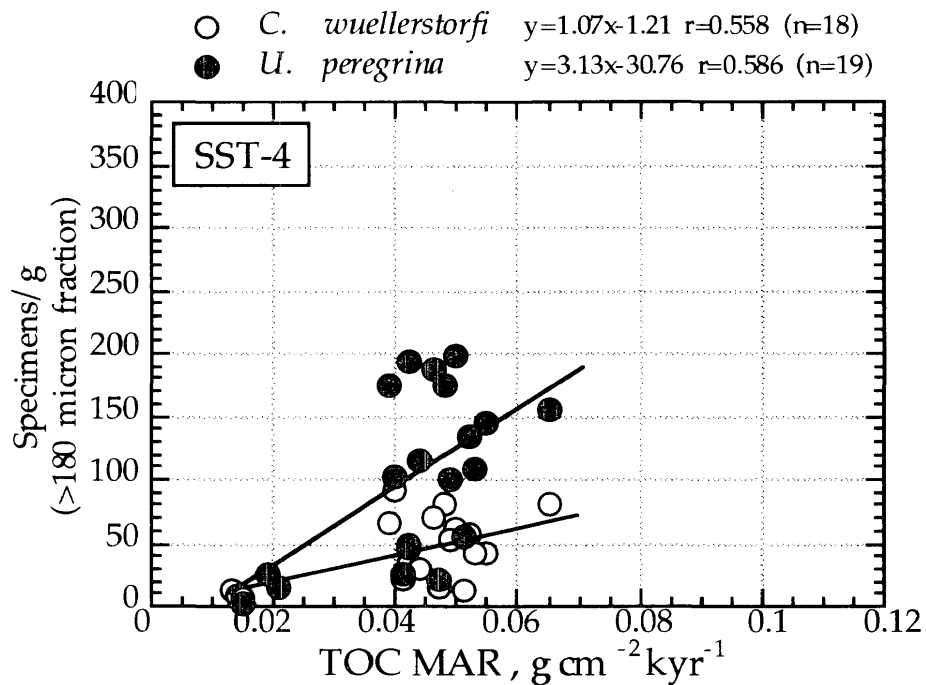


Figure 4b. Plots of benthic foraminiferal abundances and organic carbon mass accumulation rates (TOC MAR) in core SST-4.



change in  $\delta^{13}\text{C}$  is about 0.8 ‰. Because there is not enough number of large specimens for isotopic measurement at the core top section, no  $\delta^{13}\text{C}$  record of *C. wuellerstorfi* is available at the late of stage 1.

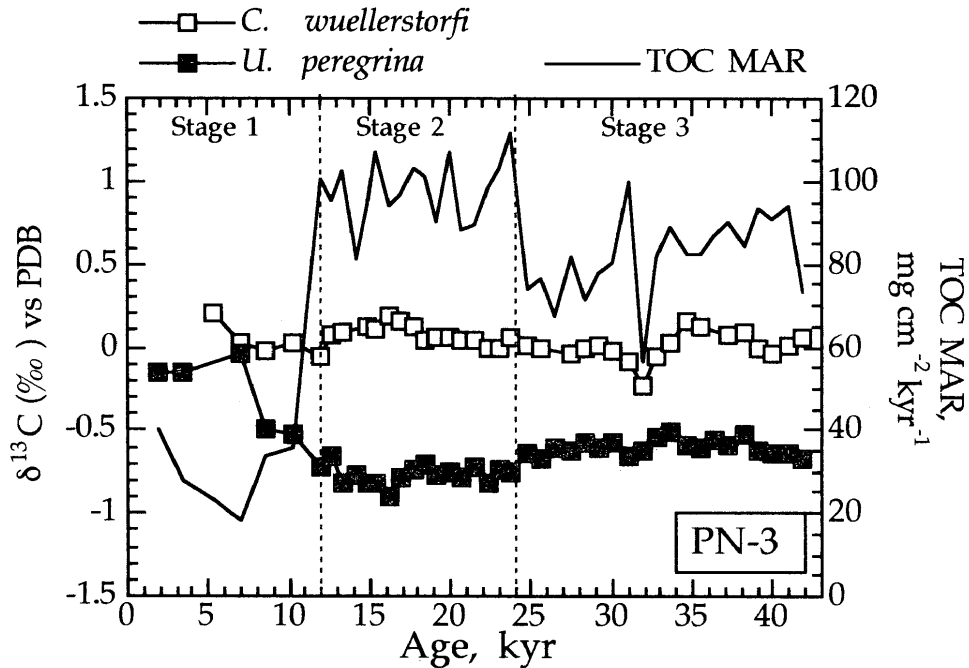


Figure 5a. Carbon isotope ratio of *C. wuellerstorfi* (open square), *U. peregrina* (solid square) and organic mass accumulation rates (TOC MAR) profiles as a function of age in core PN-3.

The  $\delta^{13}\text{C}$  differences between *U. peregrina* and *C. wuellerstorfi* in core PN-3 varies from less than 0.1 ‰ in stage 1 to greater than 1 ‰ in stage 2 (Fig. 5). If *C. wuellerstorfi*  $\delta^{13}\text{C}$  reflects the  $\delta^{13}\text{C}$  values of bottom water  $\Sigma\text{CO}_2$  and *U. peregrina*  $\delta^{13}\text{C}$  reflects those of both pore water and bottom water  $\Sigma\text{CO}_2$ , the fluctuation in  $\delta^{13}\text{C}$  difference between *U. peregrina* and *C. wuellerstorfi* must be influenced by the variation of organic carbon flux. The greater the flux of organic matter reaching the sediment, the more  $^{13}\text{C}$  depleted  $\text{CO}_2$  was released by organic matter decomposing within the sediment. The  $\delta^{13}\text{C}$  value of infaunal *U. peregrina* will become lighter when the organic matter flux increases, and consequently its difference to the  $\delta^{13}\text{C}$  value of *C. wuellerstorfi* will become higher. On the other hand, when organic matter flux decreased, the  $^{13}\text{C}$  depleted  $\text{CO}_2$  released by organic matter decomposition decreased, and the  $\delta^{13}\text{C}$  value of *U. peregrina* will become closer to those of *C. wuellerstorfi*. Figure 6 shows a good correlation between the  $\delta^{13}\text{C}$  difference between *U. peregrina* and *C. wuellerstorfi* and the organic carbon MAR ( $r=0.74$  for core PN-3 and  $r=0.54$  for core SST-4). The high values of this difference correspond to the high flux of organic carbon. Because the organic carbon MAR in cores PN-3 and SST-4 reflect the variability of the surface water productivity, we suggest that the  $\delta^{13}\text{C}$

difference between *U. peregrina* and *C. wuellerstorfi* reflects the variation of surface water productivity in the Okinawa Trough and the Ryukyu Fore Arc region.

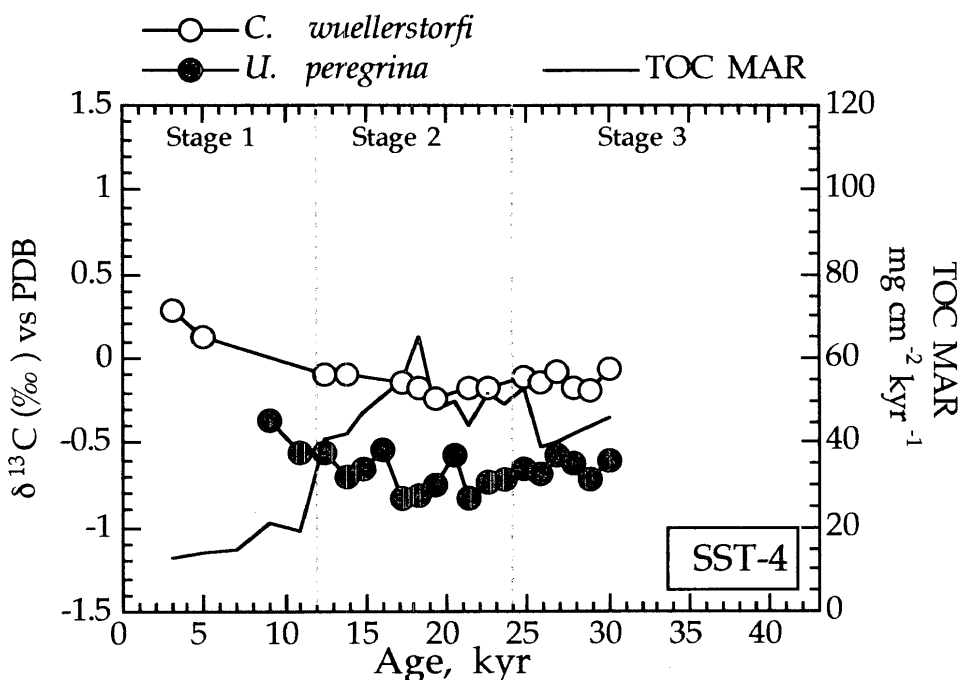


Figure 5b. Carbon isotope ratio of *C. wuellerstorfi* (open circle), *U. peregrina* (solid circle) and organic carbon mass accumulation rates (TOC MAR) profiles as a function of age in core SST-4.

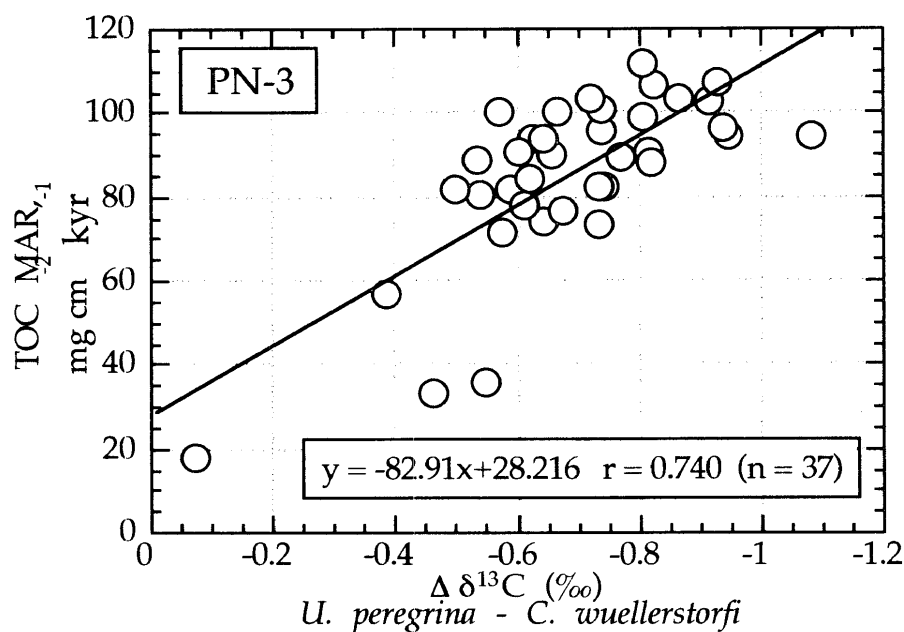


Figure 6a. Plots of  $\delta^{13}\text{C}$  departure between *C. wuellerstorfi* and *U. peregrina* against organic carbon mass accumulation rates (TOC MAR) in core PN-3.

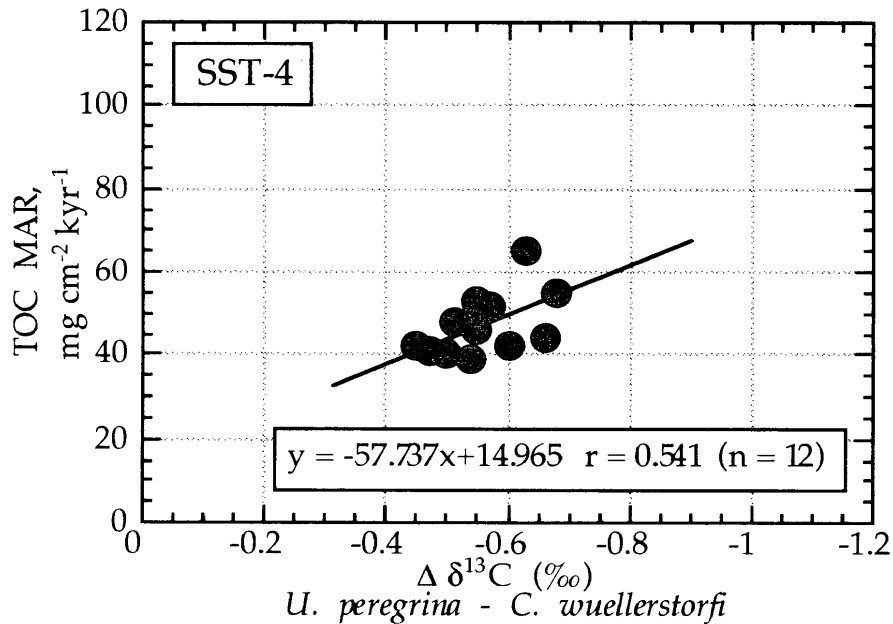


Figure 6b. Plots of  $\delta^{13}\text{C}$  departure between *C. wuellerstorfi* and *U. peregrina* against organic carbon mass accumulation rates (TOC MAR) in core SST-4.

## 5. Summary

The last 42 kyr productivity changes in surface water and their effects on benthic foraminifera *C. wuellerstorfi* (epifaunal species) and *U. peregrina* (infaunal species) have been investigated from cores PN-3 and SST-4. On the basis of our observation, we conclude as the following.

1. The greater food supply during the last glacial period, as a consequence of enhanced organic matter flux from surface water, increased the productions of both *U. peregrina* and *C. wuellerstorfi* on sea floor during stages 2 and 3.
2. TOC accumulation rates coincide with the differences in  $\delta^{13}\text{C}$  values between *U. peregrina* and *C. wuellerstorfi*, reflected that the greater flux of organic matter reaching the sediment, the more  $^{13}\text{C}$  depleted  $\text{CO}_2$  was released by organic matter decomposing within sediment. We conclude that the down core changes in  $\delta^{13}\text{C}$  difference between *U. peregrina* and *C. wuellerstorfi* in cores PN-3 and SST-4 reflect the variations in organic matter fluxes in the Okinawa Trough and in the Ryukyu Fore Arc region for the last 42 kyr.
3. The productivity in surface water (as a food supplier) controlled the abundance

of organism lived on the sea floor. Decomposition of organic matter also play a role for controlling carbon isotopic composition of not only sea water  $\Sigma\text{CO}_2$  in the water column but also the pore water  $\Sigma\text{CO}_2$  in the sediment. It is a possibility that this  $\delta^{13}\text{C}$  difference can be utilized as an indicator of the past changes in surface water productivity. These results provide new evidence for paleoceanographic history of the Okinawa Trough and the Ryukyu Fore Arc region.

## References

- Bard, E (1988): Correction of accelerator mass spectrometry  $^{14}\text{C}$  ages measured in planktonic foraminifera. *Paleoceanography*, **3**, 635-645.
- Bard, E., M. Arnold, R. G. Fairbanks, and B. Hamelin (1993):  $^{230}\text{Th}$ - $^{234}\text{U}$  and  $^{14}\text{C}$  ages obtained by mass spectrometry on corals. *Radiocarbon*, **35**, 1, 191-199.
- Belanger, P. E., W. B. Curry, and R. K. Matthews (1981): Core-top evaluation of benthic foraminiferal isotopic ratios for paleo-oceanographic interpretations. *Palaeogeogr. Palaeoclimatol. Palaeoecol.*, **33**, 205-220.
- Broecker, W. S., and T. H. Peng (1992): *Tracers in the Sea*. Eldigio, Palisades, New York, 690 pp.
- Curry, W. B., J. C. Duplessy, L. D. Labeyrie, and N. J. Shackleton (1988): Changes in the distribution of  $\delta^{13}\text{C}$  of deep water  $\Sigma\text{CO}_2$  between the last glaciation and the Holocene. *Paleoceanography*, **3**, 3, 317-341.
- Gooday, A. J. (1988): A response by benthic foraminifera to the deposition of phytodetritus in the deep sea. *Nature*, **332**, 70-73.
- Gooday, A. J. (1993): Deep-sea benthic foraminiferal species which exploit phytodetritus: Characteristic features and controls on distribution. *Mar. Micropaleontol.*, **22**, 187-205.
- Graham, D. W., B. H. Corliss, M. L. Bender, and L. D. Keigwin, Jr (1981): Carbon and oxygen isotopic disequilibria of recent deep-sea benthic foraminifera. *Mar. Micropaleontol.*, **6**, 483-497.
- Herguera, J. C. (1992): Deep-sea benthic foraminifera and biogenic opal: Glacial to post glacial productivity changes in the western equatorial Pacific. *Mar. Micropaleontol.*, **19**, 79-98.
- Herguera, J. C., and W. H. Berger (1992): Paleoproductivity from benthic foraminifera abundance: Glacial to post glacial change in the west-equatorial Pacific. *Geology*, **19**, 1173-1176.
- Jorissen, F. J., Barmawidjaja, B. M., S. Puskaric, and G. J. van der Zwaan (1992): Vertical distribution of benthic foraminifera in the northern Adriatic Sea: The relation with the organic flux. *Mar. Micropaleontol.*, **19**, 131-146.
- Kitagawa, H., T. Masuzawa, T. Nakamura, and E. Matsumoto (1993): A batch preparation method for graphite targets with low background for AMS  $^{14}\text{C}$  measurements. *Radiocarbon*, **35**, 2, 295-300.
- Loubere, P., and G. Banonis (1987): Benthic foraminiferal assemblage response to the onset of northern hemisphere glaciation: Paleoenvironmental changes and species trends in the northeast Atlantic. *Mar. Micropaleontol.*, **12**, 161-181.
- Mackensen, A., D. K. Fütterer, H. Grobe, and G. Schmiedl (1993): Benthic foraminiferal assemblages from the South Atlantic Polar Front region between  $35^\circ$  and  $57^\circ$  S: Distribution, ecology and fossilization potential. *Mar. Micropaleontol.*, **22**, 33-69.
- Miao, Q., and R. C. Thunell (1993): Recent deep-sea benthic foraminiferal distributions

- in the South China and Sulu Seas. *Mar. Micropaleontol.*, **22**, 1-32.
- Miller, K. G., and G. P. Lohmann (1982): Environmental distribution of recent benthic foraminifera on the northeast United States continental slope. *Geol. Soc. Am. Bull.*, **93**, 200-206.
- Minagawa, M., D. A. Winter, and I. R. Kaplan (1985): Comparison of Kjeldahl and combustion methods for measurement of nitrogen isotope ratios in organic matter. *Anal. Chem.*, **56**, 1859-1861.
- Mix, A. C., N. G. Pisiias, R. Zahn, W. Rugh, C. Lopez, and K. Nelson (1991): Carbon 13 in Pacific deep and intermediate waters, 0-370 ka: implications for ocean circulation and Pleistocene CO<sub>2</sub>. *Paleoceanography*, **6**, 2, 205-226.
- Pedersen, T. F., M. Pickering, J.S. Vogel, J.N. Southon, and D.E. Nelson (1988): The response of benthic foraminifera to productivity cycles in the eastern equatorial Pacific: Faunal and geochemical constraints on glacial bottom water oxygen levels. *Paleoceanography*, **3**, 157-168.
- Pedersen, T. F., B. Nielsen, and M. Pickering (1991): Timing of late Quaternary productivity pulses in the Panama basin and implications for atmospheric CO<sub>2</sub>. *Paleoceanography*, **6**, 657-677.
- Quinterno, P. J., and J. V. Gardner (1987): Benthic foraminifera on the continental shelf and upper slope, Russian river area, northern California. *J. Foraminiferal Res.*, **17**, 132-152.
- Rathburn, A. E., and B. H. Corliss (1994): The ecology of living (stained) benthic foraminifera from the Sulu Sea. *Paleoceanography*, **9**, 1, 87-150.
- Sarnthein, M., K. Winn, J. C. Duplessy and M. R. Fontugne (1988): Global variations of surface ocean productivity in low and mid latitudes: influence on CO<sub>2</sub> reservoirs of the deep ocean and atmosphere during the last 21,000 years. *Paleoceanography*, **3**, 361-399.
- Shackleton, N. J. (1977): Carbon-13 in *Uvigerina*: Tropical rainforest history and the equatorial Pacific carbonate dissolution cycles, in *Fate of Fossil Fuel CO<sub>2</sub> in the Ocean*, ed. by Anderson, N. R., and Malahoff, A., New York, pp. 401-427.
- Stuiver, M., and G. W. Pearson (1993): High-precision bidecadal calibration of the radiocarbon time scale, AD 1950-500 and 2500-6000 BC. *Radiocarbon*, **35**, 1, 1-23.
- Thunell, R. C., M. Qingmin, S. E. Calvert, and T. F. Pedersen (1992): Glacial-Holocene biogenic sedimentation patterns in the South China Sea: Productivity variations and surface water pCO<sub>2</sub>. *Paleoceanography*, **7**, 143-162.
- Vergnaud Grazzini, C., and C. Pierre (1992): The carbon isotope distribution in the deep  $\Sigma$ CO<sub>2</sub> and benthic foraminifera of the Alboran Basin, western Mediterranean: Implications for variation in primary production levels since the last deglaciation. *Mar. Micropaleontol.*, **19**, 147-161.
- Wahyudi, (1997): Last glacial-Holocene paleoenvironmental changes of the Okinawa Trough in the East China Sea and the Ryukyu Fore Arc region in the northwest Pacific. PhD Thesis, Hokkaido University (unpublished). pp. 110.
- Woodruff, F., S. M. Savin, and R. G. Douglas (1980): Biological fractionation of oxygen and carbon isotopes by recent benthic foraminifera. *Mar. Micropaleontol.*, **5**, 3-11.
- Zahn, R., Winn, K., and M. Sarnthein (1986): Benthic foraminiferal  $\delta^{13}\text{C}$  and accumulation rates of organic carbon: *Uvigerina peregrina* group and *Cibicides wuellerstorfi*. *Paleoceanography*, **1**, 1, 27-42.
- Zahn, R., M. Sarnthein, and H. Erlenkeuser (1987): Benthic isotope evidence for

changes of the Mediterranean outflow during the late Quaternary, *Paleoceanography*, 2, 6, 543-559.

Zhu, E., W. Gao, and H. Hua, Dynamic sedimentary subdivision of the East China Sea Continental Shelf, in *Proceedings of the First International Conference on Asian Marine Geology*, pp. 351-365, China Ocean Press, Beijing, 1990.

# 沖縄トラフ及び琉球前弧海域における有機炭素沈積量と底生有孔虫の応答

ワヒュディ\*、大場忠道\*、南川雅男\*、村山雅史\*、中村俊夫\*\*

\* 北海道大学大学院地球環境科学研究科 〒060 札幌市北区北 10 条西 5 丁目

\*\* 名古屋大学年代測定資料研究センター 〒464-01 名古屋市千種区不老町

浮遊性有孔虫 *Globigerinoides sacculifer* 殻の AMS<sup>14</sup>C 年代測定結果及び  $\delta^{18}\text{O}$  カーブから PN-3 コア(沖縄トラフ)の最下部は約 4 万年、SST-4 コア(琉球前弧海域)の最下部は約 3 万年まで達していると判断される。PN-3 及び SST-4 コアの有機炭素沈積量の測定結果から、沖縄トラフ及び琉球前弧海域において最終氷期には後氷期に比べ生物生産が高かったと考えられる。海底表面に生息している底生有孔虫 *Cibicides wuellerstorfi* (epifauna)と堆積物の表層付近に生息している *Uvigerina peregrina* (infauna)の産出量及び両者の殻から測定された  $\delta^{13}\text{C}$  値の差は有機炭素沈積量と相関しており、このことは、海洋表層の生物生産量を直接反映していると考えられる。

以上の結果から、*C. wuellerstorfi* と *U. peregrina* の  $\delta^{13}\text{C}$  値の差は、海洋表層における生物生産の変動を示すインディケータールとして用いることができると示唆された。

## 口頭発表

- 1) ワヒユディ・南川雅男・大場忠道(1996)、沖縄トラフ及び琉球海溝斜面から採られた海底コアの古環境復元(1):有機態及び無機態炭素・窒素・酸素同位体比から、日本地球化学会、北海道大学、1996年8月27-31日
- 2) ワヒユディ・南川雅男・大場忠道(1997)、沖縄トラフ及び琉球前弧海域の海底コアの各種分析に基づく古海洋復元。古海洋シンポジウム：東京大学海洋研究所、1997年2月6-7日

## 学会誌等

- 1) WAHYUDI, M. MINAGAWA, and T. OBA (submitted), Last glacial-Holocene paleoenvironmental changes of the Okinawa Trough in the East China Sea and the Ryukyu Fore Arc region in the northwest Pacific, *Paleoceanography*.
- 2) WAHYUDI and M. MINAGAWA (accepted), Response of benthic foraminifera to organic carbon accumulation rates in the Okinawa Trough, *Journal of Oceanography*.

博士課程後期修了論文 (1997)

ワヒユディ (北海道大学大学院地球環境科学研究科地圏環境科学専攻)

Last glacial-Holocene paleoenvironmental changes of the Okinawa Trough in the East China Sea and the Ryukyu Fore Arc region in the northwest Pacific