

ECONOMIC RESEARCH CENTER  
DISCUSSION PAPER

*E-Series*

No.E13-3

Pension and the family

by

Hikaru Ogawa  
Mizuki Komura

Revised version as of October 2013

ECONOMIC RESEARCH CENTER  
GRADUATE SCHOOL OF ECONOMICS  
NAGOYA UNIVERSITY

## **Pension and the family**

**Hikaru Ogawa** \* · **Mizuki Komura** \*\*

**Abstract.** The effects of pension policies on fertility have been examined in the overlapping generations (OLG) model of unitary household in which no heterogeneity exists between the wife and the husband. This paper departs from the OLG model and focuses on the marital bargaining arising from the heterogeneity in a couple in a non-unitary model. Specifically, this paper examines how the pension policy affects the endogenous fertility of a bargaining couple who have different lifespans. The analysis finds out a new channel of pension policy on fertility decisions: an increase in pension size affects fertility not only via the changes in current and future income, but through a change in marital bargaining power. This channel leads a plausible argument that an increase in a pay-as-you-go (PAYG) pension further accelerates a decline in fertility through the empowerment of women.

**Keywords** Pension · Fertility · Longevity · Marital bargaining

**JEL Classification** H55 · J12 · J13

---

\* H. Ogawa. Graduate School of Economics, Nagoya University, Furocho, Chikusaku, Nagoya 464-8601, Japan, e-mail: ogawa@soec.nagoya-u.ac.jp.

\*\* M. Komura. Graduate School of Economics, Nagoya University, Furocho, Chikusaku, Nagoya 464-8601, Japan, e-mail: komura.mizuki@h.mbox.nagoya-u.ac.jp.

## 1. Introduction

Acceleration in demographic aging has caused many developed countries to reform their existing pension systems. Against a background of this policy concern, the mutual dependence relationship between fertility and public pension has come under intense study (Cigno, 1993; Zhang and Zhang, 1998; Wigger, 1999; Yakita, 2001; Groezen et al., 2003; Groezen and Meijdam, 2008; Hirazawa and Yakita, 2009). Economists are intrigued with the pay-as-you-go (PAYG) pension system as an inter-generational redistribution device that involves the intra-generational redistribution effect.<sup>1</sup> If the PAYG pension system is generous to be equally beneficial to all individuals, it induces the redistribution among heterogeneous households. Some studies deal with heterogeneity among households, but they draw the household as a single decision unit based on unitary model, and do not consider heterogeneity within the household. This paper adopts a different approach. By focusing on the marital bargaining arising from the heterogeneity in a couple, we describe the intra-generational redistribution effect of the pension policy and how its expansion affects the balance of power between husband and wife, and the fertility of the couple having different lifespans.

Heterogeneity within a household can be factors that bring about intra-generational redistribution. For example, an expansion of a generous pension system means an implicit income transfer from the shorter longevity spouse to the spouse with longer longevity. Recent studies based on the non-unitary model have considered this intra-redistribution

---

<sup>1</sup> Sinn (2004) considers redistribution from households with children to those without, because children can be insurance devices for households who cannot have children in the PAYG pension scheme. Cremer et al. (2008) consider redistribution under both funded and unfunded pension systems in the presence of different abilities in raising children among households. Hirazawa et al. (2013) focus on redistribution among households with different contributions as a result of different childcare schedules. Heterogeneity among households is discussed in the many studies on public policies. Bommier et al. (2011a, 2011b) consider the problem of redistribution among households with different longevity. Cremer et al. (2004) examine how the redistribution effect of implicit tax imposed on postponed retirement affects households' retirement activities in the presence of different productivities and health statuses. Cremer et al. (2010) consider a trade-off between redistribution due to heterogeneous productivities and redistribution caused by heterogeneous longevity (which is positively correlated with productivities).

effect in the retirement period.<sup>2</sup> Theoretically, Browning (2000) showed that a generous pension system involves redistribution from husbands to wives following the fact that women tend to live longer, and that it results in increased savings, which is a favorable household allocation for wives.<sup>3</sup> An empirical work by Duflo (2003) also confirms the intra-generational redistribution effect of an expansion of a generous pension in South Africa, which is more likely to be beneficial for wives because they live longer. Although they shed new light on the redistribution effect of public policies within the families in the retirement period, the long-run effects of policies on household fertility decisions are not examined. The purpose of this paper is to explore the effects of the PAYG pension system on fertility, taking into account gender differences in longevity and its effect on redistribution within the household.

Our model has three features. The first is that the household makes a decision through intra-household bargaining.<sup>4</sup> Homogeneous couples look like the picture of happiness, but the reality proves different. It is known that wives tend to be younger than their husbands, and that they also tend to live longer than their husbands do.<sup>5</sup> The difference in lifespan leads couples to bargain over the saving in the young because the wife wants to have greater wealth at the retirement stage (Lundberg and Ward-Batts, 2000; Lundberg et al., 2003), which may reduce the demand for private consumption and the number of children in

---

<sup>2</sup> The distribution effect of public policy among family members in the young period is theoretically considered by Lundberg and Pollak (1993). Komura (2013a, 2013b) theoretically examines the intra-family distribution effect of policy shifts from in-cash child support to in-kind child support, and the shift of unit of income taxation from household to individual, respectively. Lundberg et al. (1997) found a significant redistribution effect caused by the shift of the child allowance recipient from fathers to mothers in the UK.

<sup>3</sup> Aura (2005) also uses the American legislation change of 1984 in favor of wives, who are likely to be widowed because of their higher life expectancies, to show that this implicit income transfer leads the household wealth portfolio to reflect the wife's intentions more.

<sup>4</sup> In contrast to our setting of family bargaining, Glazer (2008) showed that couple's non-cooperative strategic interactions result in inefficient household savings, and that the social security system can improve welfare because it forces them to secure savings. Grossbard-Shechtman and Pereira (2013) also explores the effects of marital status on individual saving behavior, rather than household saving behavior, as responses to them in a non-cooperative game, treating the distribution problem of marriage.

<sup>5</sup> The United Nations (2000), based on 236 countries, reported that husbands are older than their wives in all but one country. This husband-wife age gap tends to be larger in developing countries, especially African nations, but smaller in developed countries.

the young period. To gain insight into the declining birthrate, we must find the channel of policy effects by accounting for the endogenous marital relationship of heterogeneous spouses. The second feature is considering the effect of the pension system on fertility in a family bargaining model in which the balance of power within the young couple is affected by social norms or peer pressure.<sup>6</sup> In our model, the bargaining power depends on the difference between the average lifetime income of men and women in the economy, and hence, the bargaining positions of marriage are affected by the PAYG pension system. This reflects empirical evidence that social security affects the balance of power in a couple (Duflo, 2003). The third feature of our model is that fertility is determined endogenously. Most studies based on life-cycle models of a household with multiple decision units focus on household wealth or behaviors for the retirement period, with little interest in fertility. Here, we formulate a model of family bargaining in which fertility is endogenous under the PAYG pension system.

This study reveals a new channel of pension policy on fertility decisions; an increase in pension size affects fertility not only via the changes in current and future income, but also through a change in marital bargaining power. Specifically, the study presents a plausible argument that an increase in the PAYG pension further accelerates a decline in fertility compared to the unitary model, in which the bargaining power of the couple is not of interest. Increasing a generous pension system induces intra-household redistribution between spouses with different longevities, as well as the inter-generational income redistribution between young and old generations which is discussed in the conventional unitary model. Since this redistribution from short-living husbands to long-living wives alters the balance of power of couples through the changes in their relative expected lifetime incomes, this change favors wives who expect that they will live longer than their husbands will. The change in the balance of power within the couple affects their decision on the number of children they have, because the wife has the longer lifespan, so that she has a larger

---

<sup>6</sup> This concept is based on Grossbard-Shechtman (1984) and Lundberg and Pollak (1993), both of which suggested that marriage relations are determined in a marriage market that reflects cultures or social norms.

incentive for saving by reducing expenditure in the young period.

This paper is organized as follows. Section 2 presents a model of two family members with different longevity. Section 3 explores the equilibrium of our model. Section 4 carries out our policy analysis and Section 5 concludes the paper.

## 2. Model

Consider a small open economy, comprising one representative household and a government. The household consists of two individuals ( $i = f, m$ ), where  $f$  and  $m$  denote the female (wife) and male (husband), respectively. Each individual lives for at most two periods: young and old. Although everyone can certainly live through the young period, there is uncertainty in old age. For the sake of simplicity, we assume that the individual is either alive or dead at the beginning of the old period. The probability that individual  $i$  survives in the old period is denoted by  $\lambda_i$ . To incorporate the gender difference in longevity, we assume that the wife has a longer lifespan than the husband:  $\lambda_f > \lambda_m$ . In the young period, individuals get married with the partner  $j$  ( $j \neq i$ ), raise their children, and earn an income by supplying their time in the labor market. After paying tax, they allocate their collective earnings among their private consumptions and saving for retirement. In the retirement period, they consume by making use of the pension benefit and the return from their savings. The government employs the PAYG pension scheme for income distribution from young to old generations. It imposes a tax on each household in the young period to finance the pension benefit for the elderly living in the same period.

### 2.1 Household

Individual  $i$  in a household gains utility from consumptions in the young and old periods, as well as the number of children. The expected utility function of individual  $i$  born at period  $t$ , who belongs to generation  $t$ , is assumed to be:

$$EU_{it} = \ln n_t + \ln c_t + \lambda_i \ln d_{t+1}, \quad (1)$$

where  $n_t$  is the number of children of each gender who belong to the couple in generation

$t$ , which means that one unit of  $n_t$  corresponds to a pair of son and daughter.<sup>7</sup> In Eq.1,  $c_t$  and  $d_{t+1}$  are the couple's consumption of private goods in the young and old periods, respectively. We assume that the wife and the husband consume the same amount of private goods. Our main results do not change if we remove this assumption. Even though their preferences are identical, there exists a gender gap in longevity within their expected utilities. The household welfare function is the sum of the weighted utilities of the spouses<sup>8</sup>:

$$V_t = \theta_t EU_{ft} + (1 - \theta_t) EU_{mt}, \quad (2)$$

where  $\theta_t \in [0,1]$  represents the bargaining power of the wife. Following Chiappori (1988, 1992) and Apps and Rees (1988), we assume that household members can always achieve an efficient allocation based on certain distributional rules within the household. Here,  $\theta_t$  can be interpreted as the distribution rule in our model.<sup>9</sup>

Each individual is endowed with one unit of time in their young period, and supplies their time in market and domestic work. Childcare activities are the domestic production, so the husband and/or wife commit time to the upbringing of the children. The fixed time for parental attention per child is denoted by  $z$  and the time spent on market work by individual  $i$  is denoted by  $L_t^i$ . Although the results remain intact, based on the averages of the observations, we assume that husband's wage is higher than the wife's:  $w_m > w_f$ . Furthermore, we assume the parental times of the wife and the husband are completely

---

<sup>7</sup> This approach was also used in the theoretical models of Galor and Weil (1996), Abio et al. (2004), Doepke and Tertilt (2009), and de la Crox and Donckt (2010). Abio et al. examined the relationship between social security and fertility in the OLG model of two-earner household, but they treated household as decision unit and do not deal with the marital bargaining.

<sup>8</sup> Eq.1 is a simple expected utility function at the beginning of youth period. When individuals enter into the retirement period, he (she) knows whether oneself and its partner die or alive. There are four possible cases; both die, both alive, the husband dies but the wife alive, and the wife dies but the husband alive. However, individuals only know the probability for survival before the fact (at the beginning of youth period). Since all decisions are made at the beginning of youth period, the utility function is specified by Eq.1. Specifying private consumption by separating  $c_t$  into  $c_t^f$  and  $c_t^m$ ,  $d_{t+1}$  into  $d_{t+1}^f$  and  $d_{t+1}^m$ , does not affect our main results.

<sup>9</sup> The classic formulation of intra-household bargaining was studied in the Nash bargaining model (Manser and Brown, 1980; McElroy and Horney, 1981). They regarded the statuses of single or divorced as threat-points. The threat-points of the Lundberg and Pollak (1993) bargaining model are statuses of non-cooperative equilibrium. Lundberg and Pollak (1996) give an excellent survey on intra-family bargaining.

substitutable. Thus, it is the most efficient for a couple if the wife takes care of their children, and the husband's endowed time is spent solely on market work:  $L_t^f = 1 - zn_t$  and  $L_t^m = 1$ .<sup>10</sup> Note that, in this paper, we assume that there is no substitution between domestic and market childcare.

In the young period, the couple chooses the number of children they have,  $n_t$ , and allocates the disposable income among their own private goods consumption,  $c_t$ , and their savings for retirement,  $s_t$ . The budget constraint of the household in the young period is given by:

$$c_t + w_f zn_t + s_t = w_f + w_m - \tau \quad (3)$$

where  $\tau$  denotes the lump-sum tax imposed on the household.<sup>11</sup>

Here,  $w_f + w_m > \tau$  is assumed in the following analysis. In the retirement period, the household members enjoy their private goods consumption, financed by the return from their savings and the pension benefit. The budget constraint of the household in the retirement period is:

$$d_{t+1} = Rs_t + (\lambda_f + \lambda_m)P_{t+1}, \quad (4)$$

where  $P_{t+1}$  is the pension benefit to each individual and

$$R \equiv \frac{1+r}{\lambda_f + \lambda_m - \lambda_f \lambda_m} \quad (5)$$

is the return rate for the savings after one period, while  $r$  is the interest rate. Here, Eq.5 implies that the savings in the young period are returned to the household, as long as one member of the couple survives. In Eq.4, the term  $(\lambda_f + \lambda_m)P_{t+1}$  implies that the more probability that the household member  $i$  lives during the second period, the more likely he/she can obtain the total pension benefit.

Given the bargaining power,  $\theta_t$ , the household maximizes Eq.2 subject to Eq.3 and

<sup>10</sup> Easing the assumption of complete substitution does not affect our main results as long as the wife is better at caring for the children.

<sup>11</sup> In order to make the analysis simpler and clearer, we assume the government employs the lump-sum tax. In the case of income taxation, the model includes the substitution effect due to a change in the opportunity cost of raising children and additional redistribution effect from husbands to wives through different labor income, but our main remark on the redistribution effect caused through gender difference in longevities remains intact.



Eq.4. Solving the optimization problem, we have the following demand functions:

$$c_t = \frac{1}{2 + \theta_t \lambda_f + (1 - \theta_t) \lambda_m} I_t, \quad (6)$$

$$d_{t+1} = \frac{R[\theta_t \lambda_f + (1 - \theta_t) \lambda_m]}{2 + \theta_t \lambda_f + (1 - \theta_t) \lambda_m} I_t, \quad (7)$$

$$n_t = \frac{1}{w_f z [2 + \theta_t \lambda_f + (1 - \theta_t) \lambda_m]} I_t, \quad (8)$$

$$s_t = \frac{R[\theta_t \lambda_f + (1 - \theta_t) \lambda_m] \{w_f + w_m - \tau\} - 2(\lambda_f + \lambda_m) P_{t+1}}{R[2 + \theta_t \lambda_f + (1 - \theta_t) \lambda_m]}, \quad (9)$$

where  $I_t \equiv w_f + w_m - \tau + (\lambda_f + \lambda_m) P_{t+1} R^{-1}$  is the net lifetime income for the couple. The demand functions show that, as the bargaining power of the wife rises, the private goods consumption in the young period and fertility fall, while the savings, and thus, the consumption in the old period, increases:  $\partial c_t / \partial \theta_t < 0$ ,  $\partial n_t / \partial \theta_t < 0$ ,  $\partial s_t / \partial \theta_t > 0$  and  $\partial d_{t+1} / \partial \theta_t > 0$ . Intuitively, there is a conflict between spouses in terms of lifetime goals because the wife thinks she will outlive her husband, while the husband believes the opposite. Hence, the wife wants to save the more money for retirement than her husband. If the wife's bargaining position becomes more favorable, the household outcomes are more likely to reflect her intentions. Consequently, the private goods consumption in retirement age increases by reducing consumption in the young period, as well as the number of children they have.

## 2.2 PAYG Pension

The government operates the PAYG pension system. It imposes a tax on each household in the young period so that it can finance the pension benefit for people living in the old period.

The government's budget constraint in per household terms is given by:

$$n_t \tau = (\lambda_f + \lambda_m) P_{t+1}. \quad (10)$$

## 2.3 Bargaining Power

We assume that the power balance of young couples is shaped within the marriage market and is affected by social norms or peer pressure (Grossbard-Shechtman, 1984, 1993, 2013; Lundberg and Pollak, 1993; Komura, 2013a, 2013b).<sup>12</sup> They anticipate the balance of power within the marriage by observing the behaviors and economic relations of their parents. Specifically, the balance of power of the couple in generation  $t$  depends on the difference in their average resources of men and women in generation  $t-1$ , including the income from the pension benefits of men and women in the preceding generation:

$$\theta_t = \theta \left[ w_f L_{t-1}^f - w_m L_{t-1}^m + \beta (\lambda_f - \lambda_m) P_t R^{-1} \right], \quad (11)$$

where  $\theta' > 0$  is assumed. For simplicity of notation, we assume  $\theta'' = 0$ . In Eq.11, the term  $w_f L_{t-1}^f - w_m L_{t-1}^m$  represents the gap in labor income, and the term  $\beta (\lambda_f - \lambda_m) P_t R^{-1}$  represents the gap in the expected pension benefits that affect the bargaining power of the couple.  $\beta \in [0,1]$  captures the degree of how the pension policy (or income in the retirement period) affects the balance of power within the marital relationship. If  $\beta = 1$ , the gap in the expected pension benefits and the gap in labor income have the same effect on the bargaining power. Therefore, the determinant of power for the couple simply becomes the difference between the expected lifetime incomes of men and women. In contrast,  $\beta = 0$  reduces our model to that of Komura (2013a, 2013b) essentially, in which the pension policy has no impact on the bargaining power.

Recalling that the husband spends his time solely in the labor market, Eq. 11 can be rewritten as:

$$\theta_t = \theta \left[ w_f (1 - z \bar{n}_{t-1}) - w_m + \beta (\lambda_f - \lambda_m) P_t R^{-1} \right], \quad (12)$$

where  $\bar{n}_{t-1}$  stands for the average number of children per household in generation  $t-1$ . Note that the wife's bargaining power decreases as the average number of children in the society increases,  $\partial \theta_t / \partial \bar{n}_{t-1} = -\theta' w_f z < 0$ . This implies that having children by couples in the previous generation weakens the wife's say in the next generation, because a reduction in her earning is expected from peer pressure. It is also worth mentioning that the expansion

---

<sup>12</sup> Using data of European countries and Japan, Feyrer et al. (2008) pointed out that women's status is affected not only by common economic factors but also by the longstanding cultural and social factors.

of a public pension, which mainly aims to transfer income from young to old, plays a role in the income transfer from husbands to wives in our model, and hence, it increases the wife's bargaining power,  $\partial\theta_t/\partial P_t = \theta'\beta(\lambda_f - \lambda_m)R^{-1} \geq 0$ .

### 3. Equilibrium

#### 3.1 Dynamics

Using Eqs.8, 10 and 12, the dynamics of bargaining power can be obtained as:

$$\theta_{t+1} = \theta \left( w_f - w_m - \frac{R(w_f + w_m - \tau)A}{w_f z [2 + \theta_t \lambda_f + (1 - \theta_t) \lambda_m] R - \tau} \right), \quad (13)$$

where

$$A \equiv z w_f - \frac{\beta \tau (\lambda_f - \lambda_m)}{R(\lambda_f + \lambda_m)}. \quad (14)$$

Differentiation gives:<sup>13</sup>

$$\frac{\partial \theta_{t+1}}{\partial \theta_t} = \frac{(\lambda_f - \lambda_m) z \theta' n_t^2 w_f A}{w_f + w_m - \tau}, \quad (15)$$

$$\frac{\partial^2 \theta_{t+1}}{\partial \theta_t^2} = \frac{2 z^2 w_f^2 (\lambda_f - \lambda_m)^2 n_t^3 \theta' A}{(w_f + w_m - \tau)^2}. \quad (16)$$

If  $\tau$  is sufficiently small, the sign of Eq.14 tends to be positive,  $A > 0$ . This corresponds to the case in which the pension policy is inactive, or  $\tau = 0$ . In contrast, when the pension policy is active and  $\tau$  is sufficiently large, Eq. 14 is likely to take a negative sign,  $A < 0$ . Supposing that  $\theta_{t+1}|_{\theta_t=0} > 0$ , Eqs. 15 and 16 reveal that the bargaining power converges monotonically (cyclically) to the steady-state if  $A > (<)0$ .<sup>14</sup>

[Figures 1(a) and 1(b) are here]

Behind the dynamics of the bargaining power, the dynamics of fertility can be derived in

<sup>13</sup> See Appendix A.

<sup>14</sup> The stability of the steady-state is ensured by assuming  $|\partial\theta_{t+1}/\partial\theta_t| < 1$ .

a similar way to show that the fertility converges to the steady state monotonically (cyclically) if  $A > (<)0$ .

### 3.2 Steady state

Using Eqs. 8, 10 and 12, the steady-state value of the bargaining power and the fertility satisfy:

$$\theta = \theta \left( \frac{\beta \pi n (\lambda_f - \lambda_m)}{(\lambda_f + \lambda_m) R} - w_f z n + w_f - w_m \right), \quad (17)$$

$$n = \frac{R(w_f + w_m - \tau)}{w_f z [2 + \theta \lambda_f + (1 - \theta) \lambda_m] R - \tau}. \quad (18)$$

To plot combinations  $(\theta, n)$  that satisfy Eqs. 17 and 18 we first reveal how the fertility affects the bargaining power in the steady state equilibrium. From Eq. 17 and  $\theta'' = 0$ , we have:

$$\frac{\partial \theta}{\partial n} = -\theta' A, \quad (19)$$

$$\frac{\partial^2 \theta}{\partial n^2} = 0. \quad (20)$$

In Eq.19, if  $\tau$  is sufficiently small, then  $A > 0$ , the effect of fertility on the bargaining power is negative,  $\partial \theta / \partial n < 0$ . This implies that having another child reduces women's bargaining position since the wife is forced into child rearing, reducing her income from the labor market. Having a child as a factor against women's bargaining power is captured by the first term in Eq. 14. If  $\tau > 0$ , the sign of  $\partial \theta / \partial n$  depends on the relative magnitude of two terms. The second term in Eq. 14 captures the positive effect of having a child on the wife's bargaining power, owing to the PAYG pension system. The more children there are in society, the more the pension benefit increases for the elderly. Because the wife is more likely to survive in the retirement period, her expected benefit from the PAYG pension system is higher than that of her husband's. As the weight of pension benefit in the bargaining power increases, owing to an increase in fertility, the wife becomes invulnerable, strengthening her power within the

couple.

[Figures 2(a), 2(b), 3(a) and 3(b) are here]

$\theta(n)$  in Figures 2(a) and 3(a) represents Eq. 17 when the pension policy is inactive, i.e.,  $\tau$  is sufficiently small to cause the sign of Eq. 19 negative. In contrast,  $\theta(n)$  in Figures 2(b) and 3(b) represents the alternative case, in which the pension policy is active,  $\tau > 0$  leading the sign of Eq. 19 to be positive.

We next study how fertility is related to the bargaining power in the steady-state. From Eq. 18, differentiating  $n$  with respect to  $\theta$  gives:<sup>15</sup>

$$\frac{\partial n}{\partial \theta} = -\frac{n^2 z w_f (\lambda_f - \lambda_m)}{w_f + w_m - \tau} < 0, \quad (21)$$

$$\frac{\partial^2 n}{\partial \theta^2} = 2n \left[ \frac{n z w_f (\lambda_f - \lambda_m)}{w_f + w_m - \tau} \right]^2 < 0. \quad (22)$$

Eq. 18 is illustrated as  $n(\theta)$  in Figures 2 and 3, showing that the number of children the couple has decreases as the woman's bargaining power increases. This is simply because the wife lives longer than the husband does. As women are likely to live longer, they want to save more money for future consumption rather than spending it on raising children. In such situation, therefore, a rise in women's bargaining power leads to a fall in fertility rate, reflecting their intentions in household decisions.

#### 4. Effects of Pension Policy

In this section, we examine the effects of the changes in the size of a PAYG social security system on fertility and women's bargaining power, focusing on the stable steady-state equilibrium of  $E_1$  in Figures 2(a) and 3(a), and  $E_5$  in Figures 2(b) and 3(b).

First, we come back to the traditional argument in which the bargaining power is fixed

---

<sup>15</sup> See Appendix A.

( $\theta = \bar{\theta}$ ). Using Eq. 18, this can be confirmed by differentiating  $n$  with respect to  $\tau$ ;<sup>16</sup>

$$\left. \frac{dn}{d\tau} \right|_{\bar{\theta}} = - \frac{n(R - n)}{R(w_f + w_m - \tau)}. \quad (23)$$

Here, Eq. 23 shows that, given bargaining power  $\theta$ , an increase in the tax rate reduces (increases) the fertility if  $R > (<)n$ .

An increase in the size of the pension policy, represented by  $\tau$ , affects fertility via the change in the lifetime full income in two ways: (i) the reduction in the disposable income of the working period decreases the number of children, and (ii) the increase in the pension benefit allows the household to reduce their savings for the old period and increases their fertility. In other words, the comparison between  $R$  and  $n$  means whether the present value of leaving  $\tau$  as disposable income in the young period is larger or smaller than the present value of the pension benefit as a return of tax payments. The well-known Aaron-Samuelson condition states that future generations benefit from the PAYG pension system as an inter-generational transfer when the economy is dynamically inefficient,  $1 + r < n$  (Samuelson, 1958; Aaron, 1966). While the interest factor is adjusted by the longevity in our model, there is strong support for the government operating the PAYG pension system, and that examining the effects of pension policy is relevant if  $R < n$ . When  $R < n$ , the positive effects of a pension expansion on lifetime income overwhelms the negative effects. As a result, an increase in lifetime income induces a rise in the number of children, as children are normal goods in our model.

On the other hand, if the economy is dynamically efficient,  $1 + r > n$ , the introduction of the lump-sum financed PAYG pension scheme basically loses its theoretical foundation. However, as summarized by Groezen et al. (2003), the political incentives may promote the introduction of an unfunded pension scheme or, a drastic policy reform is often difficult from a practical standpoint, even if the environment surrounding the economy becomes against a PAYG pension. If the PAYG pension system is operated under the condition that  $R > 1 + r > n$ , and the government increases the size of the pension policy, the negative

---

<sup>16</sup> See Appendix A.

effect on fertility of a decrease in disposable income in the young period outweighs the positive effect of an increase in pension benefit, which results in a fall in fertility rate.

In Figures 2(a) and 2(b), the policy effects on the fertility, given  $\theta$ , are depicted by the shift of the  $n(\theta)$  curve. When  $R < n$ , the sign of Eq. 23 becomes positive, which shifts the curve from  $n(\theta)$  to  $n^1(\theta)$ . In contrast, if  $R > n$ , Eq. 23 becomes negative, and the curve  $n(\theta)$  shifts left (see Figures 3(a) and 3(b)).

The important feature of our model is that the pension policy influences the bargaining power in the couple, which also has an impact on the fertility. From Eq. 17, given  $n$  ( $n = \bar{n}$ ), we find that, as the pension policy increases, so does the woman's bargaining power:

$$\left. \frac{d\theta}{d\tau} \right|_{\bar{n}} = \frac{\beta n (\lambda_f - \lambda_m)}{(\lambda_f + \lambda_m) R} > 0. \quad (24)$$

This indicates that an increase in the size of a pension policy, represented by  $\tau$ , induces an upward shift of the  $\theta(n)$  curve in Figures 2 and 3. This is simply because the increase in pension works to the longer-living woman's advantage, increasing her bargaining power. In this case, as  $\beta$  is larger, the pension benefit is appreciated in determining the balance of power between men and women, so that the change in the pension policy affects  $\theta$  significantly. Similarly, as the gender gap in life expectancy  $\lambda_f - \lambda_m$  is larger, the gap in the expected pension benefit between men and women widens, resulting in a significant change in  $\theta$ . In such situations, an increase in  $\tau$  induces a relatively large upward shift in  $\theta(n)$ .

The steady-state equilibrium,  $n^*$  and  $\theta^*$ , satisfy Eqs. 17 and 18. We first explain the effects of an increase in  $\tau$  on  $(n^*, \theta^*)$  when  $R < n$ , i.e.,  $(dn/d\tau)|_{\bar{\theta}} > 0$  in Eq. 23. Figures 2(a) and 2(b) show the cases in which, given other variables, the effect of an increase in pension size on fertility is modest, while an increase in the pension has a great impact on bargaining power. This case tends to take place when  $\beta$  and  $\lambda_f - \lambda_m$  are large as explained above. In Figure 2(a), for instance, if we assume that the bargaining power is an exogenous parameter, then the increase in the size of the pension increases fertility along the course from  $E_1$  to  $E_3$ . However, as the bargaining power is endogenous

in our model, the woman's bargaining power is strengthened by the increase in the size of the pension, moving the stable equilibrium from  $E_1$  to  $E_4$ . This shows that a rise in  $\tau$  induces a fall in fertility. The same holds for Figure 2(b). If the bargaining power is exogenous, the increase in  $\tau$  raises fertility, along the course from  $E_5$  to  $E_6$ . However, it decreases fertility by shifting the equilibrium from  $E_5$  to  $E_7$  as the bargaining power of the wife increases. Consequently, the fertility rate in the economy may fall if the bargaining power is determined endogenously.

The case of  $R > n$ , i.e.,  $(dn/d\tau)|_{\bar{\theta}} < 0$ , can be interpreted in a similar fashion, by making use of Figures 3(a) and 3(b). Both figures show that fertility decreases not only through the decrease in lifetime net income but also through the increase in the bargaining power of the wife, if the pension policy changes the balance of power significantly.

Some empirical studies with unitary models support the case in which the pension expansion by an increase in  $\tau$  causes a decline in fertility (Cigno and Rosati, 1996; Boldin et al., 2005). Our model shows that the fertility rate falls not only because of the negative income effect (i.e., the leftward shift of the  $n(\theta)$  curve) but also the negative bargaining effect (i.e., the upward shift of the  $\theta(n)$  curve). If there is no heterogeneity within a household,  $\lambda_f = \lambda_m$ , the pension policy has no influence on the bargaining power (see Eq. 24), and thus the effects of the pension policy are essentially the same as that the traditional unitary model found. This is because the spouses' lifetime objects are identical, so that they do not need to negotiate household allocations. In the real economy with gender differences, if policy makers ignore the bargaining power effect, the negative effects of a pension reform on fertility could be biased or could reverse the sign of the impact estimated initially.

Using Eqs. 17 and 18, the graphical analysis mentioned above can be formally restated as follows:

$$\frac{dn^*}{d\tau} = \left( \frac{\partial n}{\partial \tau} + \frac{\partial n}{\partial \theta} \frac{\partial \theta}{\partial \tau} \right) \Delta^{-1} = \frac{n}{\tau \Delta} (\varepsilon_{n\tau} + \varepsilon_{n\theta} \varepsilon_{\theta\tau}), \quad (25)$$

$$\frac{d\theta^*}{d\tau} = \left( \frac{\partial \theta}{\partial \tau} + \frac{\partial \theta}{\partial n} \frac{\partial n}{\partial \tau} \right) \Delta^{-1} = \frac{\theta}{\tau \Delta} (\varepsilon_{\theta\tau} + \varepsilon_{\theta n} \varepsilon_{n\tau}), \quad (26)$$



where  $\Delta \equiv 1 - (\partial n / \partial \theta)(\partial \theta / \partial n) > 0$  and  $\varepsilon_{km}$  ( $k \neq m$ ) denotes the elasticity of  $k (= n, \theta)$  with respect to  $m (= \tau, n, \theta)$ .<sup>17</sup>

The first term in Eq.25 represents the effects of an increase in  $\tau$  on fertility through changes in lifetime full income, which is regarded as an inter-generational distribution effect by conventional studies. The sign can be positive or negative, depending on the relative magnitude between  $R$  and  $n$  as in Eq.23. The second term in Eq.25 stands for the effect caused by a change in the power balance within a household, and can be interpreted as an intra-generational distribution effect. As other studies on intra-generational distribution effects, this effect is caused by heterogeneity among individuals in the same generation, but that within the family. Because the pension expansion by an increase in  $\tau$  leads women with higher longevity to a more favorable position, the sign of  $\partial \theta / \partial \tau$  is positive. On the other hand,  $\partial n / \partial \tau$  is negative because women want to reduce the number of children so that they can ensure resources in the retirement period, taking into account their higher probability to survive. Thus, overall, the second term is negative. The sign of the total effect of the change in  $\tau$  on  $n^*$ , therefore, is not determined a priori. If the negative effect of an increase in pension size on fertility due to a change in bargaining power exceeds the positive effect of the increase in  $\tau$ , then fertility is decreased by an increase in  $\tau$ .

Now, we turn to the total effects of a change in  $\tau$  on  $\theta^*$ . The first term in Eq.26 captures the direct positive effect of a change in  $\tau$  on bargaining power by changing the gap of the pension benefit between wife and husband. The second term in Eq.26 represents the indirect effect through a change in fertility caused by an increase in  $\tau$ . The sign of  $\partial \theta / \partial n$  depends on the relative magnitude of the effects of  $n$  on women's bargaining power as a result of reduced labor income and an increased pension benefit, as compared to that of their husbands. Consequently, the sign of the overall effect is determined by these direct and indirect effects.

## 5. Conclusion

---

<sup>17</sup> See Appendix B.

The family is the key constitutional unit of human society. It offers comfort, security, and a place to grow. However, the role and the structure of family change according to the influence of many factors, such as changing lifestyles and increasing personal mobility. Public policy is also a significant factor affecting the family shape. The decision on having children must be affected by the system of childcare leave, educational costs, and various family policies. The systems of taxation and social security are also factors that influence the way couples work and the balance of power within the family. This paper can be placed as a variant on a line that examines the intra-familial structure, focusing on the balance of power and the number of children in the family.

There has been intense research into the effects of pension policy on the fertility. Most studies approach this matter using an overlapping generation (OLG) model with a unitary household, assuming no interaction between wife and husband. These studies are successful in analyzing long-run macroeconomic steady-state outcomes. At the same time, these standard approaches rely on some strong assumptions. In particular, they assume a unitary household with no heterogeneity in preferences or the lifespans of wives and husbands. This means they assume that a couple never bargains over household resource allocation, such as the number of children they have and/or the amount they save for the future. This paper approaches from different perspective than the orthodox homogenous couple, to explore the effects of a public pension on the household resource allocation by the bargaining couple with heterogeneity.

Following the trend of analyses on the heterogeneous couples, we also consider a setting with heterogeneity in the lifespan between husband and wife. The wife tends to live longer than her husband, causing incentives for them to bargain over the amount of saving they do and the number of children they have. The bargaining power between wife and husband is endogenously determined in the social level based on their relative average lifetime income, including pension benefit. This is affected critically by a pension reform, which may in turn influence endogenous fertility. To demonstrate our results simply, we consider a small open economy characterized by an exogenous interest rate and wages.

The interest rate is the same for both the husband and wife, but the wage rate is not. Men tend to get a higher wage rate than the women, therefore the women often decide against participating in labor market.

Using this setup, we find out a new channel of pension policy on fertility decisions. An increase in pension size affects not only via the changes in current and future incomes, but it affects the fertility through the change in marital bargaining power. The conventional OLG literature has always seen marital bargaining power as fixed, which meant that the increase in the pension benefit of the old accompanied by the tax increase in the young simply changes the lifetime income. As a result, this change in lifetime income caused by an increase in the pension size affects the household fertility behaviors. In our model, however, the development of a pension alters the marital relationship defined by the gender gap in lifetime incomes, because the wife lives longer and is expected to gain higher amount of pension benefit. The change in the balance of power within the heterogeneous couple affects their saving behavior as well as their fertility. This results in the PAYG pension accelerating the falling birthrate, in contrast to the case of homogenous couples.

In closing this paper, we briefly discuss the decision of the pension size in majority voting and its optimality. Suppose an economy where the size of pension system is determined by voting at every period. Every individual living in  $t$  period can vote for the decisions. It is easily expected that the individuals who enter the old period prefer to increase the tax rate as high as possible, because they realize that they surely survive the whole period once they enter the old period. On the other hand, individuals in the young period would choose the optimal level of pension size for themselves  $\tau_i^*$ , which maximize their own expected indirect utility functions  $V_t^i = \ln c_t(\tau) + \ln n_t(\tau) + \lambda_i \ln d_{t+1}(\tau)$ . Because  $\lambda_f > \lambda_m$  and the pension policy in our model is more beneficial for the longer-living individuals, women prefer the larger pension size,  $\tau_f^* > \tau_m^*$ . In sum, the preferred tax rate (pension size) of the elderly, the young women and the young men are the highest possible level,  $\tau_f^*$  and  $\tau_m^*$ , respectively. Since the relative voting power (population) is  $\lambda_f + \lambda_m$ ,  $n$  and  $n$ , for decision branch of highest possible level,  $\tau_f^*$  and  $\tau_m^*$ , the political equilibrium as

the Condorcet winner is  $\tau_f^*$ . However, if we define the social welfare function as the sum of expected life-time utilities of a man and a woman which are weighted equally as  $V_t^f + V_t^m$ , it is obvious that the tax rate in the political equilibrium is larger than the social optimal level.<sup>18</sup>

## Acknowledgement

This research has been supported by 2013 Kampo-Zaidan Grants.

## Appendices

### Appendix A

*Derivation of Eqs 15 and 16.*

From Eq. 13, we have

$$\frac{\partial \theta_{t+1}}{\partial \theta_t} = \frac{\theta R^2 (w_f + w_m - \tau) A w_f z (\lambda_f - \lambda_m)}{\{w_f z [2 + \theta_t \lambda_f + (1 - \theta_t) \lambda_m] R - \tau\}^2}. \quad (A1)$$

From Eqs. 8 and 10, we have

$$n_t = \frac{R(w_f + w_m - \tau)}{w_f z [2 + \theta_t \lambda_f + (1 - \theta_t) \lambda_m] R - \tau}. \quad (A2)$$

Substituting Eq.A2 into Eq. A1, we have Eq. 15.

The differentiation of Eq. A1 gives

$$\frac{\partial^2 \theta_{t+1}}{\partial \theta_t^2} = \frac{2(\lambda_f - \lambda_m)^2 w_f^2 z^2 \theta R^3 (w_f + w_m - \tau) A}{\{w_f z [2 + \theta_t \lambda_f + (1 - \theta_t) \lambda_m] R - \tau\}^3}. \quad (A3)$$

Substituting Eq.A2 into Eq.A3, we obtain Eq.16.

*Derivation of Eqs. 21 and 22.*

From Eq. 18, we have

---

<sup>18</sup> See Leroux et al. (2011) for similar analysis of political equilibrium with marital statuses and gender difference in longevity and productivity.

$$\frac{dn}{d\theta} = -\frac{w_f z R^2 (\lambda_f - \lambda_m)(w_f + w_m - \tau)}{\{w_f z [2 + \theta \lambda_f + (1 - \theta) \lambda_m] R - \tau\}^2} < 0,$$

$$\frac{d^2 n}{d\theta^2} = \frac{2w_f^2 z^2 (\lambda_f - \lambda_m)^2 R^3 (w_f + w_m - \tau)}{\{w_f z [2 + \theta \lambda_f + (1 - \theta) \lambda_m] R - \tau\}^3} > 0.$$

Eq. 18 is rewritten as

$$2 + \theta \lambda_f + (1 - \theta) \lambda_m = \frac{R(w_f + w_m - \tau) + \pi}{nw_f z R} < 0,$$

which is used to derive Eqs. 21 and 22.

*Derivation of Eq. 23.*

From Eq. 18, we have

$$\left. \frac{dn}{d\tau} \right|_{d\theta=0} = \frac{(w_f + w_m)R - [2 + \theta \lambda_f + (1 - \theta) \lambda_m] z w_f R^2}{\{w_f z [2 + \theta \lambda_f + (1 - \theta) \lambda_m] R - \tau\}^2}.$$

Substituting Eq. 18 into this equation, we have Eq. 23.

## Appendix B

*Derivation of Eqs. 25 and 26.*

Fertility and bargaining power in the steady-state are given by total differentiation:

$$dn^* - \frac{\partial n}{\partial \theta} d\theta^* = \frac{\partial n}{\partial \tau} d\tau,$$

$$-\frac{\partial \theta}{\partial n} dn^* + d\theta^* = \frac{\partial \theta}{\partial \tau} d\tau.$$

Using these equations, we have

$$\begin{bmatrix} 1 & -\partial n / \partial \theta \\ -\partial \theta / \partial n & 1 \end{bmatrix} \begin{bmatrix} dn^* \\ d\theta^* \end{bmatrix} = \begin{bmatrix} \partial n / \partial \tau \\ \partial \theta / \partial \tau \end{bmatrix} d\tau,$$

where the determinant of the coefficient matrix is  $1 - (\partial n / \partial \theta)(\partial \theta / \partial n)$ , which is reasonable to assume positive. Solving this, we have Eqs. 25 and 26.

## References

- Aaron HJ (1966) The social insurance paradox, *Can J Econ Polit Sci* 32:371-374
- Abio G, Mahieu G, Patxot C (2004), On the optimality of PAYG pension systems in an endogenous fertility setting, *J Pension Econ Finan* 3:35-62
- Apps PF, Rees R (1988) Taxation and the household. *J Public Econ* 35:355-369
- Aura S (2005) Does the balance of power within a family matter? The case of the Retirement Equity Act, *J Public Econ* 89:1699-1717
- Boldrin M, de Nardi M, Jones LE (2005) Fertility and social security, NBER working paper No. 11146
- Bommier A, Leroux ML, Lozachmeur JM (2011a) Differential mortality and social security, *Can J Econ* 44:273-289
- Bommier A, Leroux ML, Lozachmeur, JM (2011b) On the public economics of annuities with differential mortality, *J Public Econ* 95:612-623
- Browning M (2000) The saving behavior of a two-person household, *Scand J Econ* 102:235-251
- Cigno A (1993) Intergenerational transfers without altruism: family, market and state. *Eur J Polit Econ* 9:505-518
- Cigno A, Rosati FC (1996) Jointly determined saving and fertility behaviour: theory, and estimates for Germany, Italy, UK and USA. *Eur Econ Rev* 40:1561-1589
- Chiappori PA (1988) Rational household labor supply, *Econometrica* 56:63-89
- Chiappori PA (1992) Collective labor supply and welfare, *J Polit Econ* 100:437-467
- Cremer H, Lozachmeur JM, Pestieau P (2004) Social security, retirement age and optimal income taxation, *J Public Econ* 88:2259-2281
- Cremer H, Gavari F, Pestieau P (2008) Pensions with heterogeneous individuals and endogenous fertility, *J Popul Econ* 21:961-981
- Cremer H, Lozachmeur JM, Pestieau P (2010) Collective annuities and redistribution, *J Public Econ Theory* 12:23-41

- de la Croix D, Donckt VM (2010) Would empowering women initiate the demographic transition in least-developed countries? *J Hum Resour* 4:85-129
- Doepke M, Tertilt M (2009) Women's liberation: what's in it for men?, *Q J Econ* 124:1541-1591
- Duflo E (2003) Grandmothers and granddaughters: old-age pensions and intrahousehold allocation in South Africa, *World Bank Econ Rev* 17:1-25
- Feyrer J, Sacerdote B, Stern A (2008) Will the stork return to Europe and Japan? Understanding fertility within developed nations, *J Econ Perspect* 22:3-22
- Galor O, Weil DN (1996) The gender gap, fertility, and growth, *Am Econ Rev* 86:374-387
- Glazer A (2008) Social security and conflict within the family, *J Popul Econ* 21:331-338
- Groezen B, Leers T, Meijdam L (2003) Social security and endogenous fertility: pensions and child allowances as siamese twins, *J Public Econ* 87:233-251
- Groezen B, Meijdam L (2008) Growing old and staying young: population policy in an ageing closed economy, *J Popul Econ* 21:573-588
- Grossbard-Shechtman A (1984) A theory of allocation of time in markets for labour and marriage. *Econ J*, 94:863-882
- Grossbard-Shechtman A (1993) *On the economics of marriage: a theory of marriage, labor and divorce*, Westview Press, Boulder
- Grossbard-Shechtman A (2013) *On the economics of marriage: a general theory of household economics*, Forthcoming, Springer, Berlin, Heidelberg, New York (the online-version is accessed on 13 August, 2013).
- Grossbard-Shechtman A, Pereira AM (2013) Savings and economies of marriage: intra-marriage financial distributions as determinants of savings, Working Paper 95 , College of William and Mary.
- Hirazawa M, Yakita A (2009) Fertility, child care outside the home, and pay-as-you-go social security, *J Popul Econ* 22:565-583
- Hirazawa M, Kitaura K, Yakita A (2013) Fertility, intra-generational redistribution and social security sustainability, *Can J Econ*, Forthcoming.

- Komura M (2013a) Fertility and endogenous gender bargaining power. *J Popul Econ* 26:943-961
- Komura M (2013b) Tax reform and endogenous gender bargaining power. *Rev Econ Household* 11:175-192
- Leroux ML, Pestieau P, Racionero M (2011) Voting on pensions: sex and marriage, *Eur J Polit Econ* 27:281-296
- Lundberg SJ, Pollak RA (1993) Separate spheres bargaining and the marriage market. *J Polit Econ* 101:988-1010
- Lundberg SJ, Pollak RA (1996) Bargaining and distribution in marriage. *J Econ Perspect* 10:139-158
- Lundberg SJ, Pollak RA, Wales TJ (1997) Do husbands and wives pool their resources? evidence from the United Kingdom child benefit. *J Hum Resour* 32:463-480.
- Lundberg SJ, Startz R, Stillman S (2003) The retirement-consumption puzzle: a marital bargaining approach, *J Public Econ* 87:1199-1218
- Lundberg SJ, Ward-Batts J (2000) Saving for retirement: Household bargaining and household net worth, Michigan Retirement Research Center Research Paper #2000-004
- Manser M, Brown M (1980) Marriage and household decision making: a bargaining analysis. *Int Econ Rev* 21:31-44
- McElroy MB, Horney MJ (1981) Nash-bargained household decisions: toward a generalization of the theory of demand. *Int Econ Rev* 22:333-349
- Samuelson PA (1958) An exact consumption-loan model of interest with or without the social contrivance of money, *J Polit Econ* 66:467-482
- Sinn HW (2004) The pay-as-you-go pension system as a fertility insurance and enforcement device, *J Public Econ* 88:1335-1357
- United Nations (2000) *World Marriage Patterns 2000*. New York: Population Division of the Department of Economic and Social Affairs (DESA), United Nations
- Wigger BU (1999) Pay-as-you-go financed public pensions in a model of endogenous



growth and fertility, J Popul Econ 12:625-640

Yakita A (2001) Uncertain lifetime, fertility and social security, J Popul Econ 14:635-640

Zhang J, Zhang J (1998) Social security, intergenerational transfers, and endogenous growth, Can J Econ 31:1225-1241

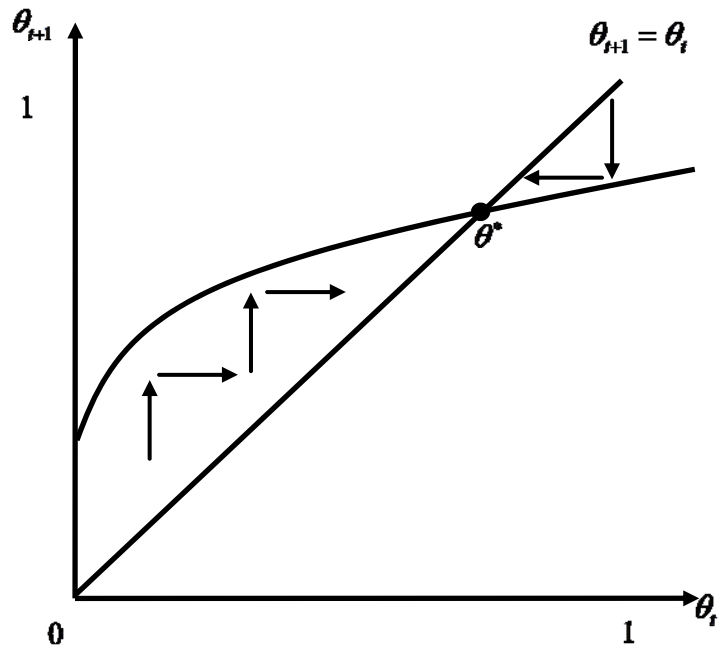


Figure 1(a). Steady-state bargaining power;  $A > 0$ .

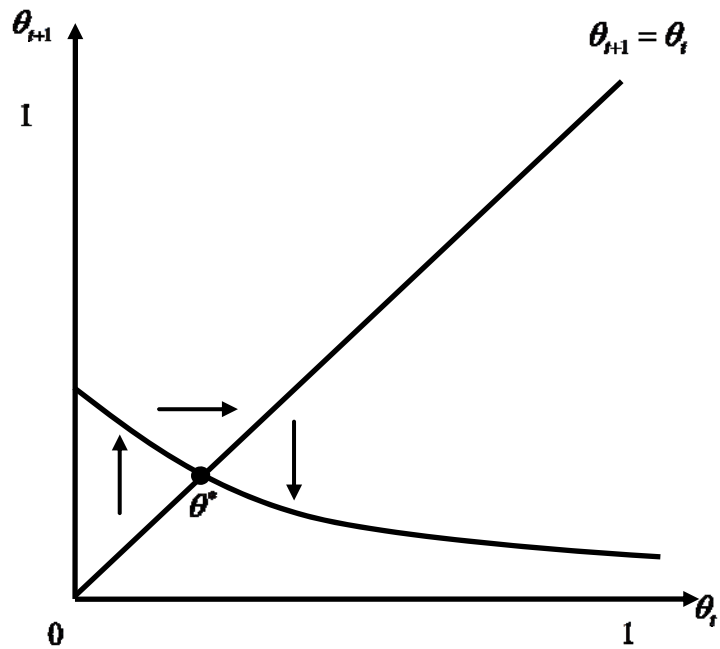


Figure 1(b). Steady-state bargaining power;  $A < 0$ .

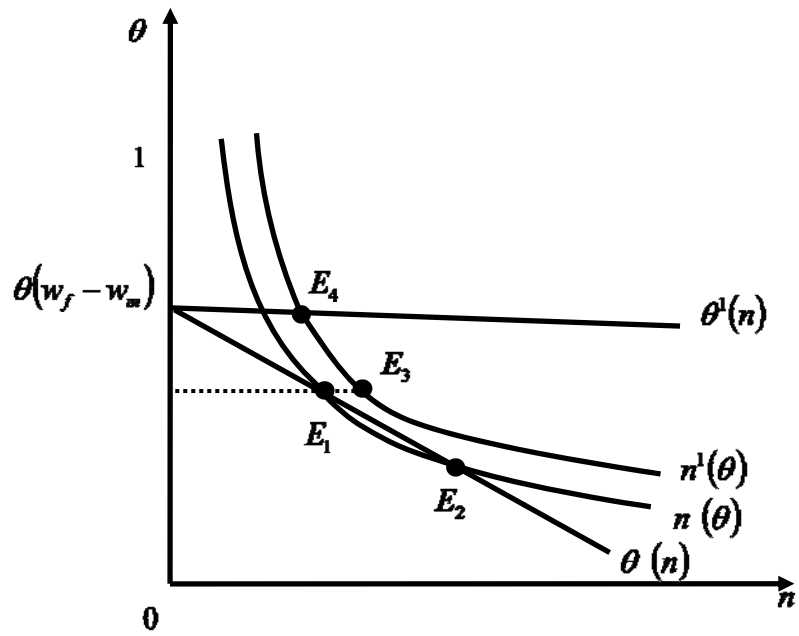


Figure 2(a). Effect of increase in  $\tau$  when  $R < n$  and the pension policy is inactive,  $A > 0$ .

Note. An increase in the size of pension policy shifts a stable equilibrium from  $E_1$  to  $E_4$ .

$E_2$  is an unstable equilibrium.

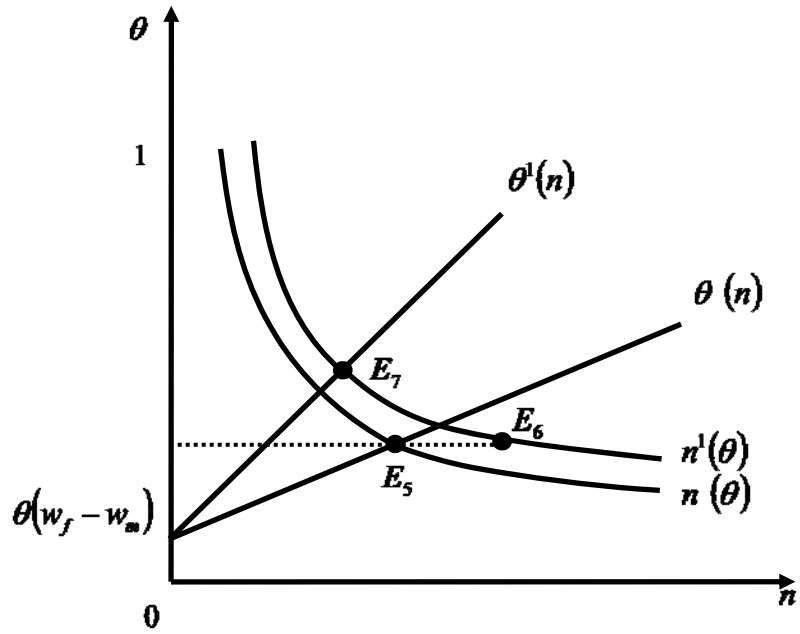


Figure 2(b). Effect of increase in  $\tau$  when  $R < n$  and the pension policy is active,  $A < 0$ .

Note. An increase in the size of pension policy shifts a stable equilibrium from  $E_5$  to  $E_7$ .

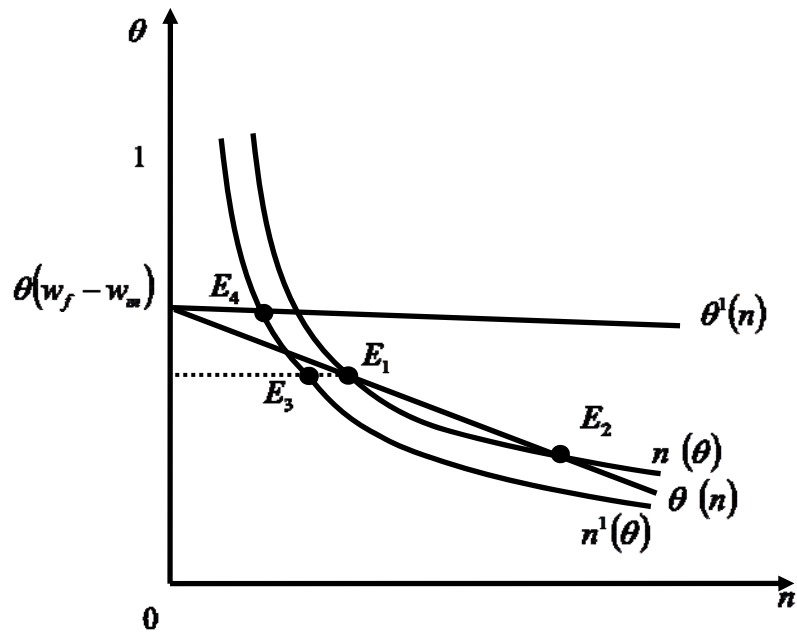


Figure 3(a). Effect of increase in  $\tau$  when  $R > n$  and the pension policy is inactive,  $A > 0$ .

Note. An increase in the size of pension policy shifts a stable equilibrium from  $E_1$  to  $E_4$ .

$E_2$  is an unstable equilibrium.

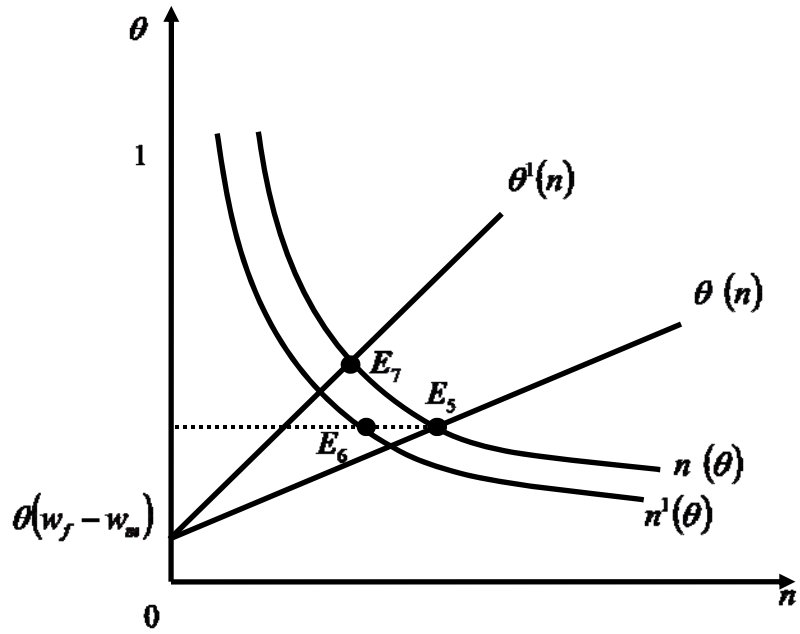


Figure 3(b). Effect of increase in  $\tau$  when  $R > n$  and the pension policy is active,  $A < 0$ .

Note. An increase in the size of pension policy shifts a stable equilibrium from  $E_5$  to  $E_7$ .