



## 第1表 (続 き)

(2) March 1954

Date	Daily Values	Hourly Values						Date	Daily Values	Hourly Values					
		00-01	01-02	02-03	03-04	04-05	05-06			00-01	01-02	02-03	03-04	04-05	05-06
1	40	40	40	40	40			16	48	48	48	48	48	49	50
2	42	42	42	42	42			17	47	46	46	47	47	47	47
3	41	41	41	41	41			18	45	45	45	45	45	45	45
4	41	41	41	41	41			19	45	45	45	45	45	45	45
5	40	40	40	40	40			20	44	44	44	44	44	44	44
6	40	40	40	40	40			21	44	44	44	44	44	44	44
7	—	—	—	—	—			22	42	42	42	42	42	42	42
8	40	40	40	40	40	40		23	41	41	41	41	41	41	41
9	40	40	40	40	40	40		24	40	40	40	40	40	40	40
10	41	41	41	41	41	41	41	25	40	40	40	40	40	40	40
11	41	41	41	41	41	41	41	26	40	40	40	40	40	40	40
12	41	41	41	41	41	41	41	27	40	40	40	40	40	40	40
13	42	42	42	42	42	42	42	28	40	40	40	40	40	40	40
14	45	44	44	44	—	45	45	29	40	40	40	40	40	40	—
15	48	48	48	48	48	49	49	30	40	40	40	40	40	40	40
								31	39	39	39	39	39	39	39

(3) April 1954

Date	Daily Values	Hourly Values						Date	Daily Values	Hourly Values					
		00-01	01-02	02-03	03-04	04-05	05-06			00-01	01-02	02-03	03-04	04-05	05-06
1	39	39	39	39	39	39	39	16	41	41	41	41	41	—	—
2	39	39	39	39	39	39	39	17	41	41	41	41	41	—	—
3	39	39	39	39	39	39	39	18	—	—	—	—	—	—	—
4	39	39	39	39	39	40	40	19	40	40	40	40	40	40	40
5	40	40	40	40	40	40	40	20	40	40	40	40	40	40	40
6	40	40	40	40	40	40	40	21	40	40	40	40	40	40	40
7	41	41	41	41	41	41	41	22	40	40	40	40	40	40	40
8	41	41	41	41	41	41	41	23	40	40	40	40	40	40	40
9	41	41	41	41	41	41	41	24	40	40	40	40	40	40	40
10	41	41	41	41	41	41	41	25	—	—	—	—	—	—	—
11	—	—	—	—	—	—	—	26	39	39	39	39	39	39	39
12	41	—	41	41	41	—	—	27	39	39	39	39	39	39	39
13	41	41	41	41	41	—	—	28	39	39	39	39	39	39	39
14	41	41	41	41	41	—	—	29	39	39	39	39	39	39	39
15	41	41	41	41	41	41	41	30	39	39	39	39	39	39	39

(4) May 1954

Date	Daily Values	Hourly Values						Date	Daily Values	Hourly Values					
		00-01	01-02	02-03	03-04	04-05	05-06			00-01	01-02	02-03	03-04	04-05	05-06
1	39	39	39	39	39			16	39	39	39	39			
2	—	—	—	—	—			17	39	39	39	39			
3	40	40	40	40	40			18	39	39	39	39			
4	40	40	40	40	40			19	39	39	39	39			
5	40	40	40	40	40	40	40	20	39	39	39	39	39	39	39
6	40	40	40	40	40			21	39	39	39	39	39		
7	40	40	40	40	40			22	39	39	39	39	39		
8	39	39	39	39	39			23	—	—	—	—	—		
9	—	—	—	—	—			24	38	38	38	38	38		
10	39	39	39	39	39			25	39	39	39	39	39		
11	39	39	39	39	39			26	39	39	39	39	39		
12	39	39	39	39	39			27	38	38	38	38	38		
13	39	39	39	39	39	39	39	28	39	39	39	39	39	39	39
14	40	40	40	40	40			29	39	39	39	39	39		
15	—	—	—	—	—			30	—	—	—	—	—		
								31	39	39	39	39	39		

Note: Values of the flux referring to 2 polarizations will be tabulated hereafter.

## (5) June 1954

Date	Daily Values	Hourly Values						Date	Daily Values	Hourly Values					
		00-01	01-02	02-03	03-04	04-05	05-06			00-01	01-02	02-03	03-04	04-05	05-06
1	77	77	77	77	77			16	78	78	78	78	78	78	78
2	78	78	78	78	78			17	78	78	78	78	78	78	78
3	78	78	78	78	78			18	78	78	78	78	78	78	78
4	78	—	78	78	78			19	78	78	78	78	78	78	78
5	—	—	—	—	—			20	77	77	77	77	77	77	77
6	78	78	78	78	78			21	77	77	77	77	77	77	77
7	77	77	77	77	77	77	77	22	77	77	77	77	77	77	77
8	78	78	78	78	78			23	78	78	78	78	78	78	78
9	78	78	78	78	78			24	77	77	77	77	77	77	77
10	77	77	77	77	77	77	77	25	77	77	77	77	77	77	77
11	77	77	77	77	77	77	77	26	76	77	77	77	76	76	76
12	77	77	77	77	77	—	—	27	77	77	77	77	77	77	77
13	77	77	77	77	77	77	77	28	77	77	77	77	77	77	77
14	78	—	78	78	78	—	—	29	77	77	77	77	77	77	77
15	77	77	77	77	77	77	77	30	78	78	78	78	78	78	78

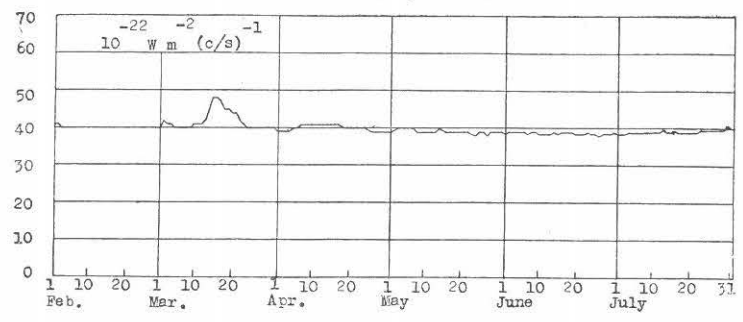
## (6) July 1954

Date	Daily Values	Hourly Values						Date	Daily Values	Hourly Values					
		00-01	01-02	02-03	03-04	04-05	05-06			00-01	01-02	02-03	03-04	04-05	05-06
1	77	77	77	77	77	77	77	16	79	79	79	79	79	79	79
2	77	77	77	77	77	77	77	17	78	78	78	78	78	—	—
3	77	77	77	77	77	77	77	18	—	—	—	—	—	—	—
4	78	—	78	78	78	78	78	19	78	78	78	78	78	78	78
5	78	78	78	78	78	78	78	20	78	78	78	78	78	—	—
6	78	78	78	78	78	78	78	21	78	78	78	78	78	78	78
7	78	78	78	78	78	78	78	22	78	78	78	78	78	78	78
8	78	78	78	78	78	78	78	23	79	79	79	79	79	79	79
9	78	78	78	78	78	78	78	24	79	79	79	79	79	—	—
10	78	78	78	78	78	78	78	25	—	—	—	—	—	—	—
11	—	—	—	—	—	—	—	26	79	79	79	79	79	79	79
12	78	78	78	78	78	—	79	27	79	79	79	79	79	79	79
13	79	79	79	79	79	79	79	28	79	79	79	79	79	—	—
14	78	78	78	78	78	78	78	29	79	79	79	79	79	—	—
15	78	78	78	78	78	78	78	30	81	81	81	81	81	—	—
								31	80	80	80	80	80	—	—

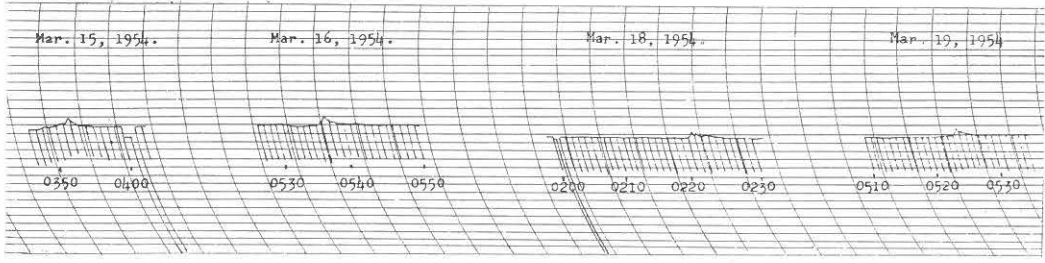
Units are  $10^{-22}$  watts metre $^{-2}$  (cycle/sec.) $^{-1}$ .第2表 異常輻射  
Outstanding Occurrence

Date	Starting time	Duration	Type	Maximum		Radio fadeouts
				Intensity	Time	
1954						
Feb.						
Mar.						
15	0349-00 s	6 m 00 s	SD	5	0352-50 s	
16	0536-20 s	2 m 00 s	SD	4	0537-20 s	
18	0221-20 s	1 m 00 s	SD	3	0221-30 s	
19	0524-00 s	2 m 00 s	SD	4	0524-35 s	
Apr.						
May						
June						
July						

第1図 定常輻射毎日の値

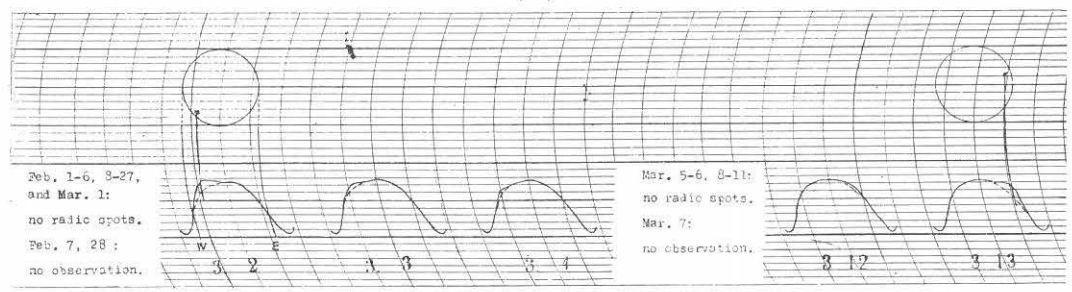


第2図 異常輻射

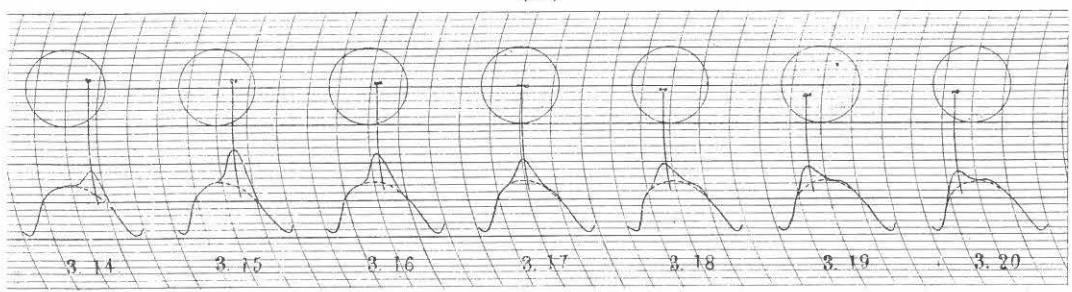


第3図 探知装置の毎日の記録と太陽黒点

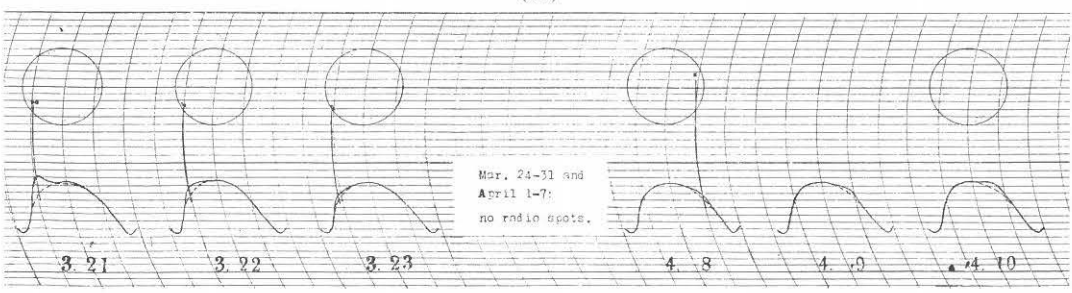
(1)



(2)

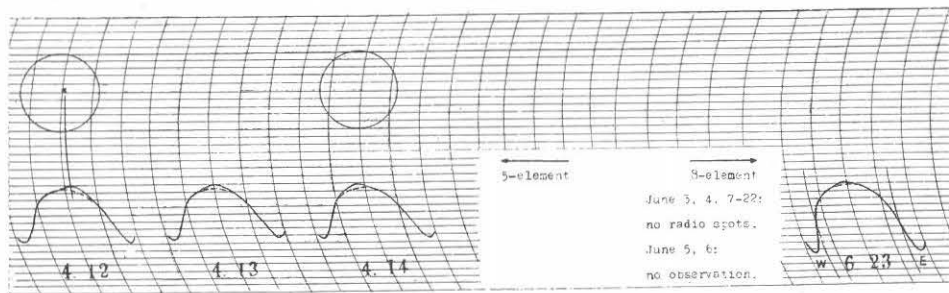


(3)

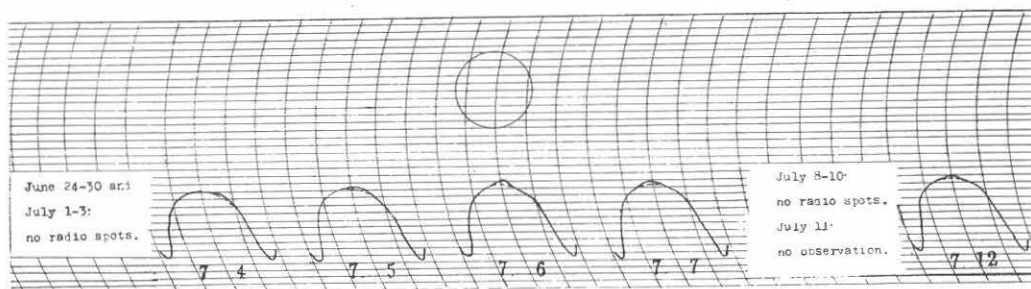


第3図 (続 き)

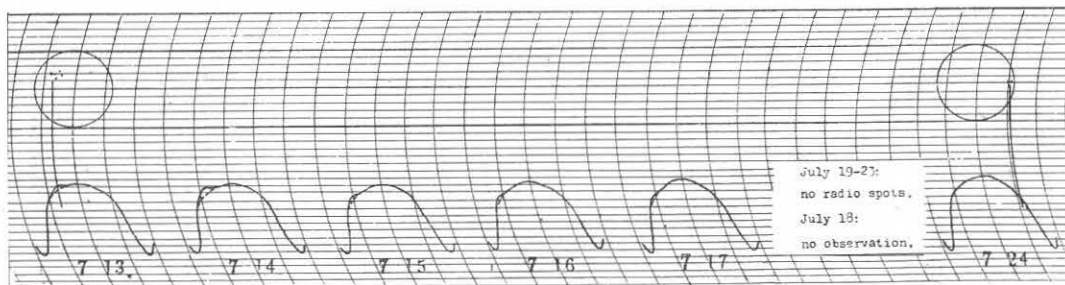
(4)



(5)



(6)



(7)

