

NUPACE¹ and Inbound Student Exchange at Nagoya University in 2019-2020

Claudia Ishikawa

Department of International Programmes
International Education & Exchange Centre

A. Introduction

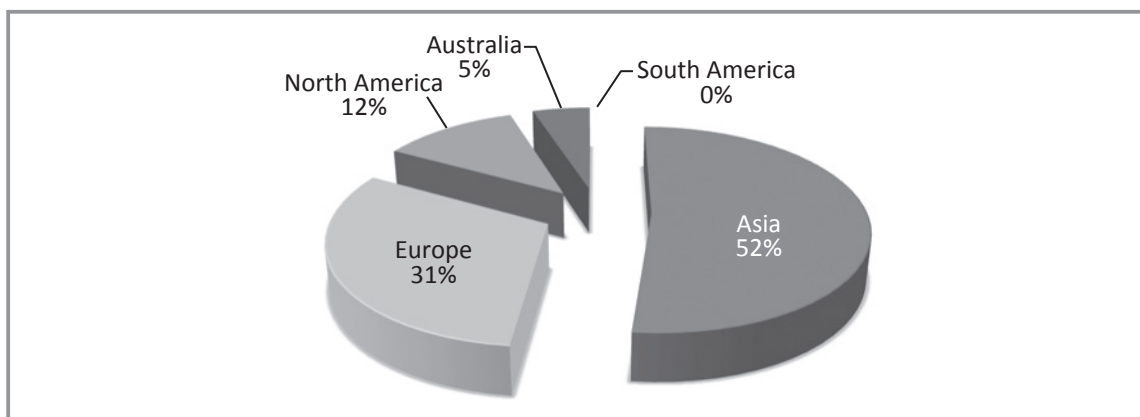
In FY 2019, NUPACE maintained its momentum. Irrespective of efforts to control numbers, so as to minimise the burden on individual Schools, a record 218 students were admitted to the programme. Accordingly, in keeping with the goal elucidated in this University's *Top Global University* project, NUPACE has managed to exceed the magic number of 200 participants per annum for three consecutive years. Considering the pronounced under-staffing of the NUPACE Office, an intake on this scale is worthy of merit, and could actually only be maintained by a fine-tuned ICT environment. Here, innovations to the NUPACE online application and course registration systems duly kept faculty and staff members afloat, ... but only just.

This report is divided into three parts. *Section B* outlines the background of NUPACE students in FY 2019, *Section C* deals with student status, affiliation, and scholarship receipt, and *Section D* outlines some of the more pressing concerns affecting NUPACE both in FY 2019 and FY 2020, including the unforeseen repercussions of COVID-19.

B. Background of Incoming Exchange Students (FY 2019)

This section of the report illustrates NUPACE student composition, commencing with the regional breakdown of students who came to Japan to participate in NUPACE during FY 2019.

Pie-chart 1. NUPACE Students by Region of Home Institution in FY 2019 (Total: 218 Students)



¹ NUPACE is the acronym for the *Nagoya University Programme for Academic Exchange*, Nagoya University's student exchange programme for incoming students established in February 1996. Students enrolled in degree programmes at institutions with which Nagoya University has concluded academic exchange agreements are eligible to apply for the programme. Courses that constitute the NUPACE programme are principally taught in English; Japanese language proficiency is not a prerequisite, although students proficient in Japanese may enrol in regular university courses.

A comparison with last year's figures reveals that the number of NUPACE participants in FY 2019 rose by 4%, from 209 to 218, with regional composition shown in *Pie-chart 1*. In relative terms, the portion of the pie increased by 3% for Asia, 1% for North America and, in tandem, decreased by 4% for Europe. Here, one should

note the influx of exchange students from P. R. China (*Pie-chart 2*), who shot up by 29% in FY 2019, from forty-one to fifty-three. For a more detailed breakdown, *Pie-chart 2* depicts the composition of NUPACE students according to country of home institution.

Pie-chart 2. NUPACE Students by Country of Home Institution in FY 2019 (Total: 218 Students)

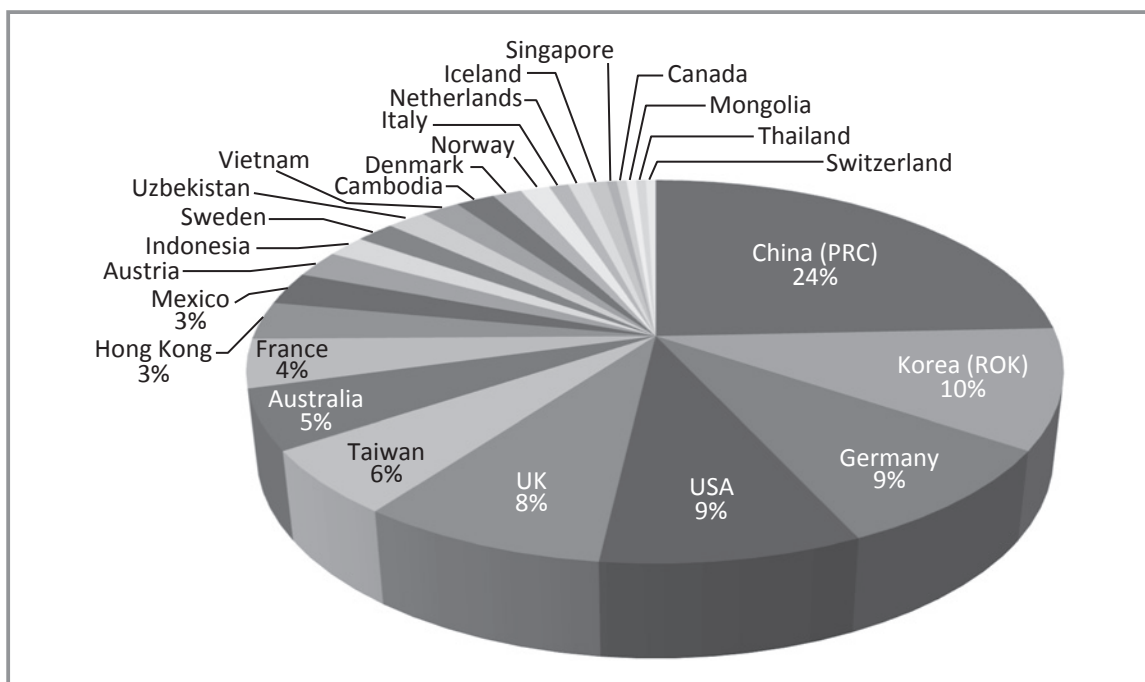


Table 1 illustrates trends in the top sending countries over a period of five years. In FY 2019, the top ten sending countries accounted for approximately 80% of the

entire NUPACE student body, with, P. R. China alone sending almost one-quarter.

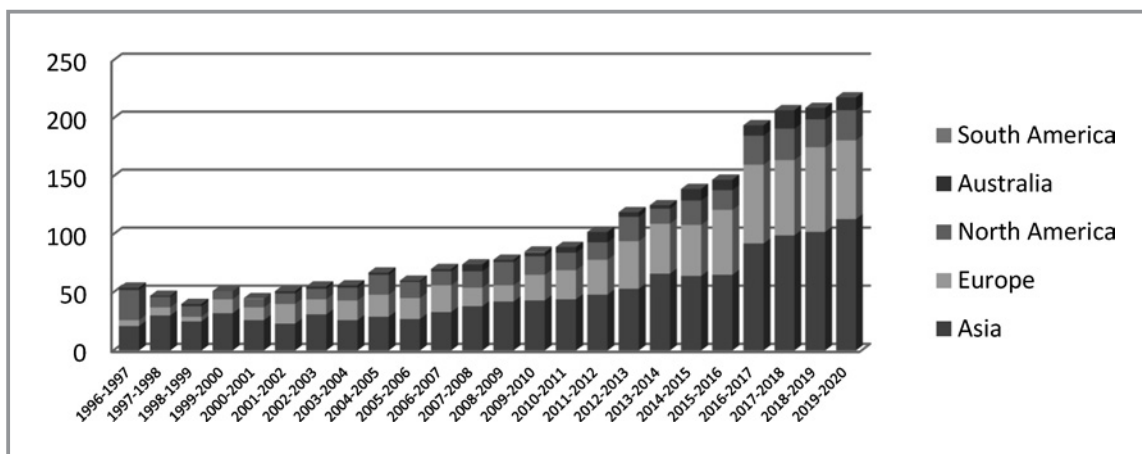
Table 1. Top Ten Sending Countries of NUPACE Students Divided by Fiscal Year

2015-2016 (Total Students: 147)	2016-2017 (Total Students: 194)	2017-2018 (Total Students: 207)	2018-2019 (Total Students: 209)	2019-2020 (Total Students: 218)
=1. P. R. China: 26 (18%)	1. P. R. China: 40 (21%)	1. P. R. China: 51 (25%)	1. P. R. China: 41 (20%)	1. P. R. China: 53 (24%)
=1. Germany: 26 (18%)	2. Germany: 25 (13%)	2. Korea (ROK): 22 (11%)	2. Korea (ROK): 28 (13%)	2. Korea (ROK): 22 (10%)
3. USA: 16 (11%)	3. Korea (ROK): 22 (11%)	3. Germany: 21 (10%)	3. Germany: 21 (10%)	=3. Germany: 19 (9%)
4. Korea (ROK): 15 (10%)	4. USA: 21 (11%)	4. USA: 19 (9%)	4. USA: 17 (8%)	=3. USA: 19 (9%)
5. France: 12 (8%)	=5. France: 11 (6%)	5. Australia: 16 (8%)	5. UK: 16 (8%)	5. UK: 18 (8%)
6. Australia: 9 (6%)	=5. Taiwan: 11 (6%)	6. France: 15 (7%)	6. France: 13 (6%)	6. Taiwan: 12 (6%)
7. UK: 8 (5%)	7. UK: 10 (5%)	7. UK: 10 (5%)	7. Australia: 10 (5%)	7. Australia: 11 (5%)
8. Taiwan: 7 (5%)	8. Australia: 9 (5%)	8. Taiwan: 7 (3%)	8. Taiwan: 9 (4%)	8. France: 9 (4%)
=9. Indonesia: 5 (3%)	9. Hong Kong: 8 (4%)	9. Indonesia: 7 (3%)	=9. Hong Kong: 7 (3%)	9. Hong Kong: 7 (3%)
=9. Sweden: 5 (3%)	10. Poland: 6 (3%)	10. Sweden: 6 (3%)	=9. Denmark: 7 (3%)	10. Mexico: 6 (3%)

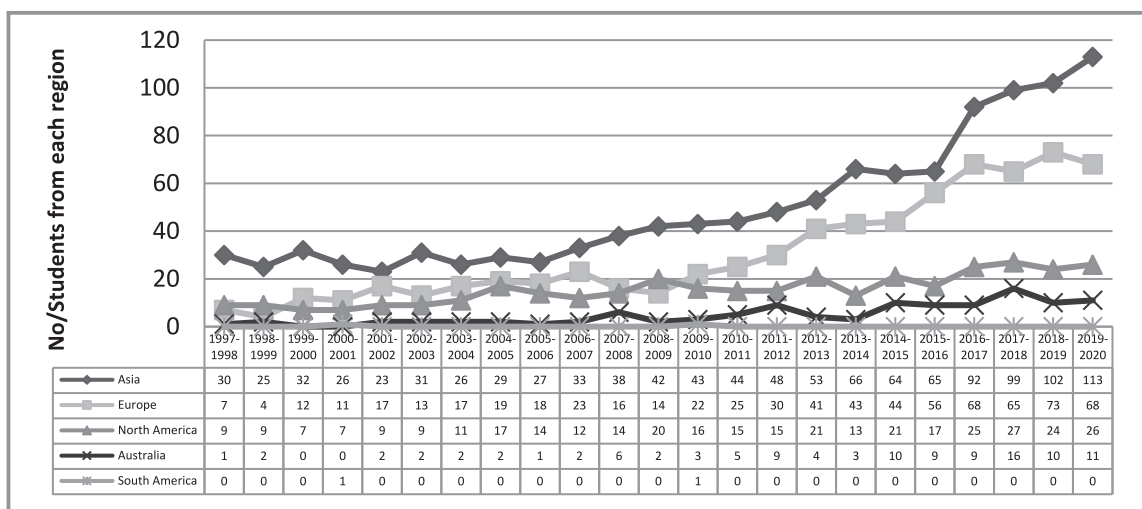
Graphs 1 and 2 depict movements in the regional composition of incoming students during NUPACE’s twenty-four-year lifespan. Not only has the annual intake of students during this period more than quadrupled;

the reader will note significant growth in the student body from Asia and Europe. The intake from both these regions has overwhelmed that of North America and Australia.

Graph 1. NUPACE Students by Region of Home Institution (1): February 1996 - March 2020 (Total: 2,382 Students)



Graph 2. NUPACE Students by Region of Home Institution (2): February 1996 - March 2020 (Total: 2,382 Students)



If turning from quantity to quality, then, according to assessments published by *Times World or QS Top University Rankings*, NUPACE students, by virtue of the home institutions they are enrolled in, can be

considered an asset to Nagoya University. In FY 2019, NUPACE admitted students from forty-one *Times* or *QS Top 200* universities (Table 2).

Table 2. Times/QS Top 200 Universities sending Students to NUPACE in FY 2019

Region	Country	Times/QS Top 200 Universities sending Students to NUPACE in FY 2019 (Total 41 Institutions)
Asia (15 institutions)	China (PRC)	Nanjing U, Peking U, Shanghai Jiaotong U, Tsinghua U
	Hong Kong	Chinese U of Hong Kong, City U of Hong Kong, U of Hong Kong
	Korea (ROK)	Hanyang U, Korea U, Seoul National U, Sungkyunkwan U, Yonsei U
	Singapore	National U of Singapore
	Taiwan	National Taiwan U, National Tsinghua U
Europe (16 institutions)	Denmark	U of Copenhagen
	Germany	RWTH Aachen, U of Freiburg, TU Munich
	Italy	U of Bologna
	Netherlands	U of Twente
	Norway	U of Oslo
	Sweden	KTH Royal Institute of Technology, Lund U, Uppsala U
	Switzerland	U of Geneva
	United Kingdom	U of Bristol, U of Durham, U of Leeds, U of Manchester, U of Warwick
North America (6 institutions)	Canada	U of Montreal
	Mexico	U NAM
	United States	NYU, U of Florida, U of Illinois at Urban-Champaign, U of Minnesota
Oceania (4 institutions)	Australia	Australian National U, Monash U, U of Adelaide, U of Western Australia

In terms of numbers, and as is shown in *Graph 3*, 47% of the entire intake of 218 students was enrolled at *Top 200 Universities*. Nevertheless, regional differences (*Graph 3*, *Table 3*) are illuminating: Australia took honours with 100%, with Europe, North America, and Asia lagging behind at 60%, 58%, and 31%, respectively. Considering that American institutions are well-represented

in the upper echelons of world university ranking tables, the fact that only 42% of NUPACE students enrolled at US institutions hail from *Top 200 Universities* <see *Table 3*>, suggests that Nagoya University needs to focus more on creating and sustaining relationships with top-tier universities in this region.

Graph 3. Percentage of NUPACE Students Enrolled at Times /QS Top 200 Universities According to Region: FY 2019

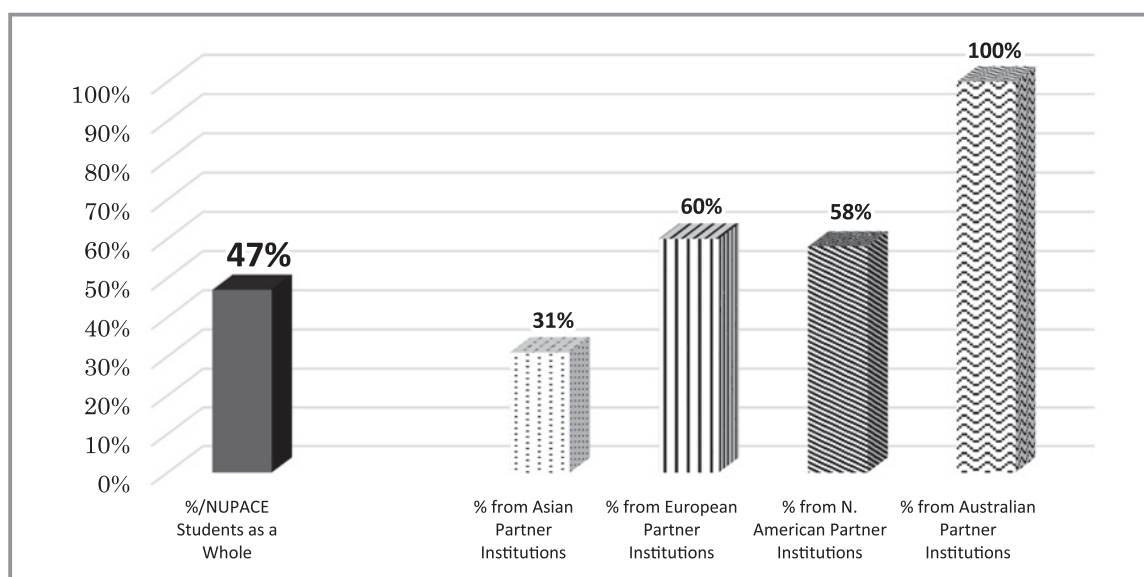


Table 3. Percentage of NUPACE Students Enrolled at Times/QS Top 200 Universities According to Country: FY 2019

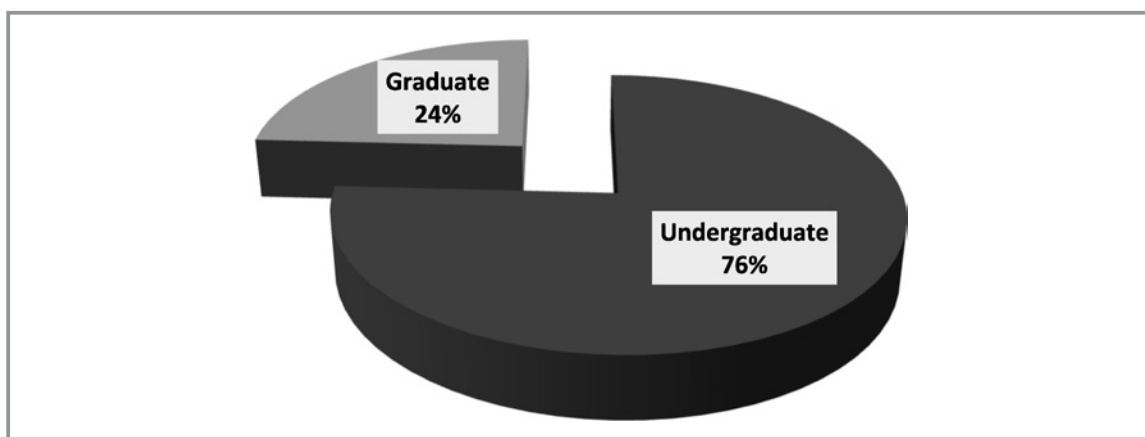
Region	Country	Total No./NUPACE Students	%/NUPACE Students Enrolled in Times/QS Top 200 Universities
Asia	Cambodia	4	0%
	China (PRC)	53	23%
	Hong Kong	7	100%
	Indonesia	4	0%
	Korea (ROK)	22	41%
	Mongolia	1	0%
	Singapore	1	100%
	Taiwan	12	50%
	Thailand	1	0%
	Uzbekistan	4	0%
	Vietnam	4	0%
Europe	Austria	5	0%
	Denmark	3	100%
	France	9	0%
	Germany	19	58%
	Iceland	2	0%
	Italy	2	100%
	Netherlands	2	100%
	Norway	3	100%
	Sweden	4	100%
	Switzerland	1	100%
	United Kingdom	18	83%
	North America	Canada	1
Mexico		6	100%
United States		19	42%
Oceania	Australia	11	100%

C. Incoming Exchange Student Status, Affiliation and Financial Information at NU (FY 2019)

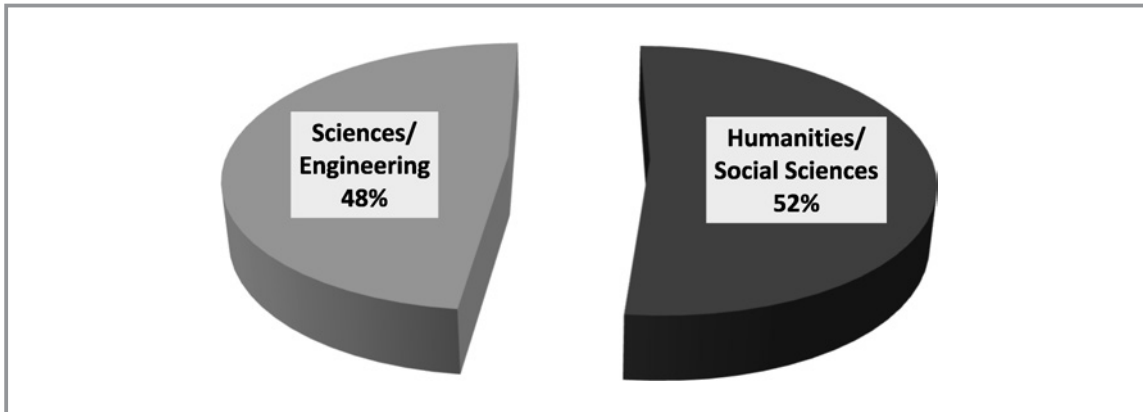
This section of the report depicts the status of inbound

exchange (NUPACE) students at Nagoya University. Data reflects the students' level of study, broad academic discipline, school of affiliation at Nagoya University, and financial status.

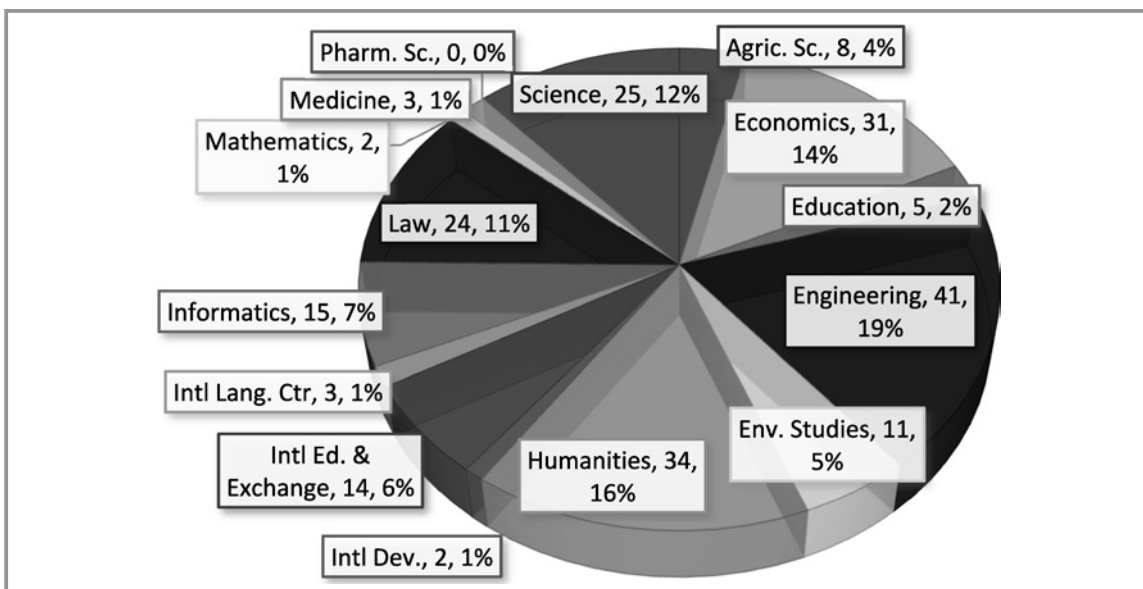
Pie-chart 3. NUPACE Students by Level of Study in FY 2019 (Total: 218 Students)



Pie-chart 4. NUPACE Students According to Broad Field of Study in FY 2019 (Total: 218 Students)



Pie-chart 5. NUPACE Students According to School of Affiliation in FY 2019 (Total: 218 Students)



With regard to financial assistance afforded to inbound exchange students, *Table 4* summarises FY 2019 data on the ratio of NUPACE students supported either directly or indirectly by the Japanese Government in relation to independently-financed² students.³ For the record, in FY 2019, of the 218 exchange students admitted to NUPACE, 45% benefited from JASSO funding,

an decreasing portion, attributable primarily to JASSO's increasingly conservative policy with regard to inbound exchange funding. 48% of students from Asian partner institutions, 44% of students from Europe, 42% of students from North America, and 36% of students from Australia benefitted directly from Japanese Government funding.

² Not all independently-financed students are self-supported. A substantial number receive some form of financial assistance from their home institutions or funding agencies and organisations, for example, the China Scholarship Council or New Colombo Plan/Asiabound (Australia); NUPACE is not fully aware of the extent of this assistance.

³ The vast majority of NUPACE students are enrolled at institutions with which Nagoya University, or a School of Nagoya University, has concluded a tuition-waiver agreement. Hence, independently-financed students do not, in the majority of cases, pay tuition fees to this university. They are responsible for bearing the cost of maintenance only.

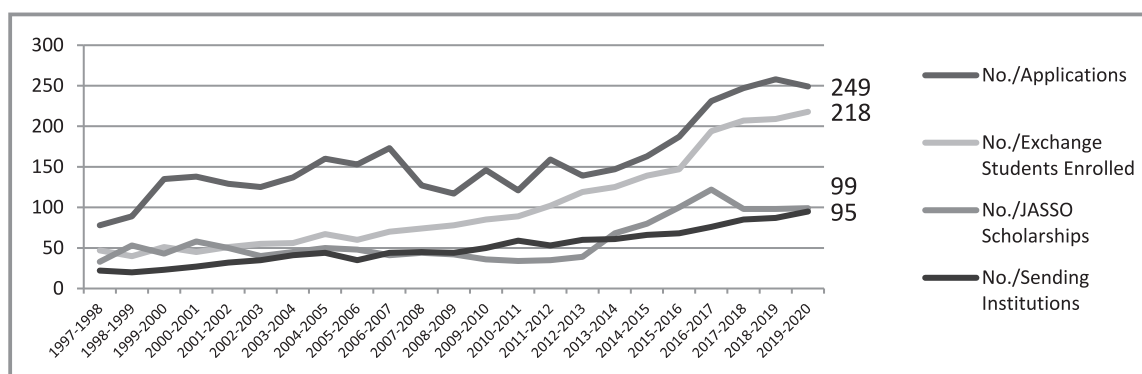
Table 4. NUPACE Students by Source of Funding: FY 2019 (Total: 218 Students)

Region	FY 2019 Admission			Regional Sub-Total	
	JASSO	JTEA	Self-financed	JASSO/CSC/JTEA	Self-financed
Asia	54	1	58	55	54
Europe	30	-	38	30	36
North America	11	-	16	11	16
Australia	4	-	7	4	8
	99	1	118	100	118

Moving onto the trend in the number of applicants, the 270 applications received for admission in FY 2019 (*Graph 4*), are almost equal in number to the previous year (272 applications). Being wary not to burden Nagoya University's individual Schools with too large an

intake of exchange students, NUPACE has established a ceiling on nomination numbers from each of our partner institutions. An abrupt upsurge in the number of applications has been stalled by this measure.

Graph 4. Number of NUPACE Students Enrolled in Relation to 1) NUPACE Applications received, 2) JASSO Student Exchange Support Program Scholarship Allocation, and 3) Number of Sending Institutions: February 1996 - March 2020



*Data for 'NUPACE Applications Received' does not include applications which were withdrawn voluntarily prior to the convening of the respective Nagoya University Student Exchange Committee.

D. NUPACE: Operational Challenges

The author wishes to conclude the report by giving mention to some general operational concerns. Towards the end of FY 2015, NUPACE was able finally to secure a 'semi-full-time' administrative staff member, which brought the personnel organisation close to its FY 2012 niveau. Nevertheless, the structure of FY 2019, which

comprised 2.5 faculty members and two administrative staff members (30 hours p/w and 15 hours p/w, respectively) proved insufficient to operate a growing and increasingly complex programme. Although the following list is not exhaustive, and excludes details on obligations related to research, teaching, and committee membership, NUPACE duties can be defined as generally encompassing:

Table 5. NUPACE Duties and Activities

Category of Duty	Contents
1. Admissions and Administration	<ul style="list-style-type: none"> ➤ Determining admissions policy ➤ Screening application documents ➤ Informing applicants and their home universities of application results ➤ Preparing and disseminating pre-arrival information ➤ Preparing/conducting academic, general life, dormitory, and pre-departure orientations ➤ Compiling and editing academic programme syllabi ➤ Checking students' course registration details ➤ Formulating and analysing questionnaires relating to student satisfaction
2. PR, Recruiting, Exchange Agreements, and Inter-University Visits	<ul style="list-style-type: none"> ➤ Determining PR policy ➤ Compiling and editing the NUPACE prospectus ➤ Compiling and editing NUPACE website contents ➤ Devising the Nagoya University fact-sheet for dissemination to partner institutions ➤ Networking at international education conventions (NAFSA, APAIE) and visiting partner institutions ➤ Negotiating and establishing student exchange agreements ➤ Arranging and hosting visits by partner institutions
3. On- and Off-campus Advising and Consultation	<ul style="list-style-type: none"> ➤ Consulting with, and responding to enquiries from partner institutions (including student balances) ➤ Responding to enquiries from students (pre-admission) ➤ Advising students on academic and general matters (post-admission) ➤ Liaising with students' academic advisors, international student advisors, course instructors, and administrative staff
4. Education and Exchange Activities	<ul style="list-style-type: none"> ➤ Teaching/research activities ➤ Liaison with Nagoya University student volunteer networks, community volunteers, student housing governing bodies ➤ Event planning and implementation ➤ Arranging language support activities at Elementary and Junior High Schools in Nagoya ➤ Arranging cultural exchange activities at Nagoya University's day-care centre, Poppins-After-School

In order to facilitate the management of this workload, a certain degree of systemisation has already been implemented. In FY 2014, NUPACE embarked upon the construction of an Internet-based “course manager”, which enables online course registration and grade submission. Additionally, in FY 2015, an online application system was launched, through which prospective students can upload their application materials directly onto the NUPACE website. Despite these innovations, however, NUPACE staff members continue to be stretched to their physical limits, a fact aggravated by the complete loss of a professorship at the end of FY 2019.

NUPACE aims to contribute to the internationalisation of Nagoya University. Its faculty members are at the vanguard of efforts to network and maintain relationships with over 100 of Nagoya University's active partner institutions, many of whom consider NUPACE to be the “face” of this university. Furthermore, the student intake of the programme, totalling 2,382, students has added national diversity to this university, with approxi-

mately 50% of students hailing from universities outside of Asia. And, with 47% of inbound exchange students enrolled at Top 200 universities, high standards are being maintained. What is challenging, however, is sustaining this momentum with a base of only two faculty members.

Post-script: COVID-19

Although unforeseeable until the very end of FY 2019, NUPACE student intake in FY 2020 is expected to be reduced from an all-time high of 218 (FY 2019) to zero. COVID-19, which broke onto the international stage this January, has wreaked immeasurable damage, with serious ramifications for student exchange. Indeed, the Government's decision to close this country's borders, and consequent non-processing of certificates of eligibility and visas, has rendered the physical admission of international students into Japan to be nigh impossible.

A decision to cancel spring 2020 admission was made by this University's leadership on March 3, 2020. With

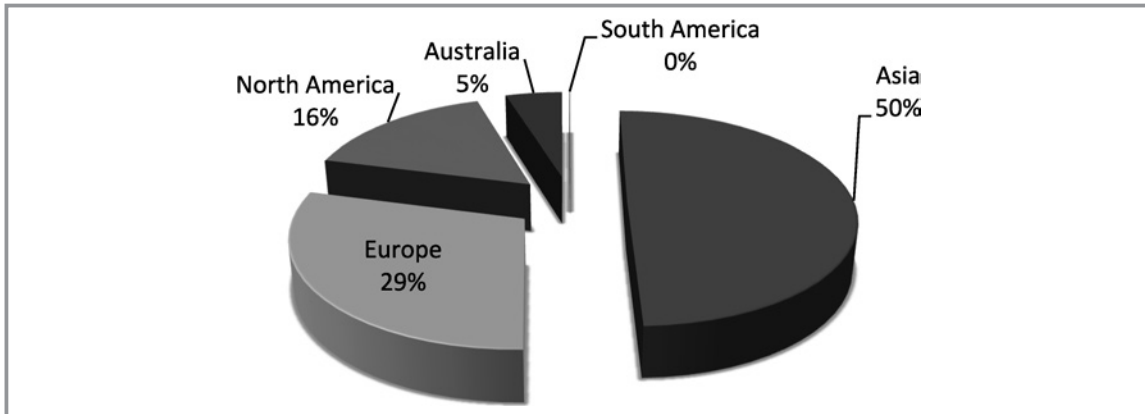
no prospects in sight for the ‘normalisation’ of international exchange, this was followed by a decision on May 11 to also cancel autumn 2020 admission. A total of 210 prospective exchange students were affected by these developments, with fifty-eight students, who deferred their entry from spring to autumn, being denied a place on the programme twice. In addition, twenty of those students who were admitted to NUPACE in September 2019 and were expected to continue their studies in Japan, opted to return to their home countries; two stu-

dents, who were abroad when borders were closed, have been unable to re-enter the country, and are pursuing online studies from their home countries.

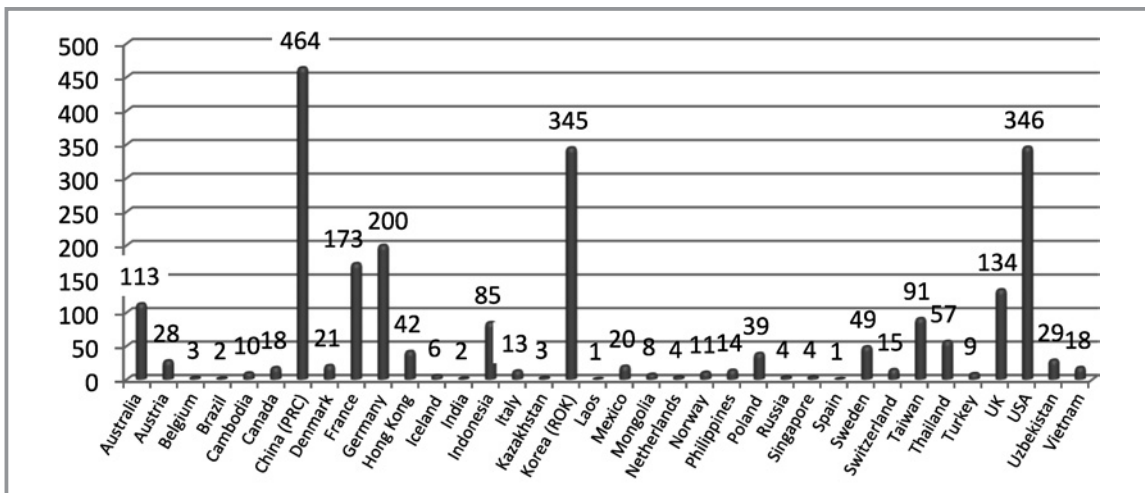
COVID-19 has already claimed many victims, not least the younger generation whose dreams are being dismantled one-by-one. NUPACE needs to come to grips with this phenomenon and lay the foundations for international exchange “With COVID”.⁴

⁴ Feedback to this article should be addressed to the author at k46189a@cc.nagoya-u.ac.jp.

Appendix 1. NUPACE Students by Region of Home Institution: February 1996 - March 2020 (Total: 2,382 Students)



Appendix 2. NUPACE Students by Country of Home Institution: February 1996 - March 2020 (Total: 2,382 Students)



Appendix 3. Institutions Sending Exchange Students to NUPACE: February 1996 - March 2020 (Total: 2,382 Students)

Country/Region	Institution	Agreement with	No. Admitted	
Asia 1,182 Students; 50% of Total	Cambodia <10>	Royal University of Agriculture	*University-wide	2
		Royal University of Law and Economics	*University-wide	7
		Royal University of Phnom Penh	*University-wide	1
	China (PRC) <464>	Beijing International Studies University	*Humanities (Graduate)	9
		Beijing University of Technology	*Engineering	30
		Central South University of Technology	*Engineering	7
		China University of Political Science and Law	*Law	23
		Dalian University of Technology	*University-wide	6
		Donghua University	*Humanities	2
		East China Normal University	*Education	8
		East China University of Political Science and Law	*Law	35
		Fudan University	*University-wide	16
		Harbin Institute of Technology	*University-wide	7
		Huazhong University of Science & Technology	*University-wide	33
		Jilin University	*University-wide	22
		Nanjing University	*University-wide	30
		Nanjing University of Aeronautics and Astronautics	*Engineering	1
		Northeastern University	*University-wide	45

Country/Region	Institution	Agreement with	No. Admitted
	Peking University	*University-wide	27
	Shanghai Jiaotong University	*University-wide	19
	Shenyang University of Technology	*Engineering	4
	Sun Yat-sen University; Lingnan (University) College	*Economics	17
	Tianjin University	*Env/*Engineering	2
	Tongji University	*University-wide	37
	Tsinghua University	*University-wide	29
	University of International Business and Economics	*Economics	9
	University of Science and Technology of China	*University-wide	3
	Xi'an Jiatong University	*University-wide	14
	Zhejiang University	*University-wide	29
Hong Kong <42>	Chinese University of Hong Kong	*University-wide	20
	City University of Hong Kong	*University-wide	5
	University of Hong Kong	*University-wide	17
India <2>	University of Poona	University-wide	2
Indonesia <85>	Bandung Institute of Technology	*University-wide	17
	Diponegoro University	*Education	1
	Gadjah Mada University	*University-wide	49
	Padjadjaran University	*Humanities	6
	State University of Surabaya	*University-wide	10
	University of Indonesia	*Engineering	2
Kazakhstan <3>	Kazakh Humanities and Law University	*Law	3
Korea (ROK) <345>	Chungnam National University	*Economics	36
	Ewha Womans University	*University-wide	37
	Gyeongsang National University	*University-wide	87
	Hankuk University of Foreign Studies	*Humanities (Graduate)	2
	Hanyang University	*University-wide	27
	Korea Maritime and Ocean University	*University-wide	2
	Korea University	*University-wide	49
	Kyung Hee University	*University-wide	23
	Mokpo National University	*University-wide	29
	Pohang University of Science and Technology	*University-wide	1
	Seoul National University	*University-wide	18
	Sungkyunkwan University	*University-wide	19
	University of Seoul	*Law	9
	Yonsei University	*University-wide	6
Laos <1>	National University of Laos	*University-wide	1
Mongolia <8>	National University of Mongolia	*University-wide	7
	Mongolian University of Science and Technology	*University-wide	1
Philippines <14>	University of the Philippines, Los Banos	*University-wide	14
Singapore <4>	Nanyang Technological University	*University-wide	3
	National University of Singapore	*University-wide	1
Taiwan <91>	Fu Jen Catholic University	*Humanities	1
	National Chengchi University	*University-wide	20
	National Chiao Tung University	*Engineering	7
	National Chung Cheng University	*University-wide	6
	National Taiwan University	*University-wide	38
	National Tsing Hua University	*University-wide	19
Thailand <57>	Chulalongkorn University	*University-wide	44
	Kasetsart University	*University-wide	13
Turkey <9>	Bilkent University	*University-wide	9
Uzbekistan <29>	Samarkand State University	*University-wide	2
	Tashkent State Institute of Law	*University-wide	11
	University of World Economy & Diplomacy	*University-wide	16
Vietnam <18>	Foreign Trade University	*Economics	14
	Hanoi Law University	*Law	2
	Hanoi University of Technology	*University-wide	2

	Country/Region	Institution	Agreement with	No. Admitted
Europe 701 Students; 29% of Total	Austria <28>	Johannes Kepler University of Linz	*Law	3
		Medical School of Vienna	*Medicine	20
		University of Innsbruck	*University-wide	4
		University of Klagenfurt	*Env/*Engineering	1
	Belgium <3>	Institut Supérieur de Traducteurs et Interprètes (ISTI)	*Languages and Cultures	3
	Denmark <21>	University of Copenhagen	*University-wide	16
		Aarhus University	*University-wide	5
	France <173>	École Nationale des Ponts et Chaussées (ENPC)	*University-wide	7
		École Normale Supérieure d'Architecture Paris Val-de-Seine	*Environmental Studies	16
		École Normale Supérieure de Lyon (ENS Lyon)	*University-wide	7
		Université de Grenoble	*University-wide/ *Humanities	49
		Université Lyon III – Jean Moulin	*University-wide	34
		Université Paris II – Panthéon-Assas	*Law	4
		Université Paris IV – Sorbonne	*Humanities	2
		Université Paris VII – Denis Diderot	*University-wide	22
		Université Paris Saclay – Paris Sud	*University-wide	2
		Université de Strasbourg	*University-wide	30
	Germany <200>	RWTH Aachen University	*University-wide	28
		Technische Universität Braunschweig	*University-wide	37
		Technische Universität Chemnitz	*University-wide	34
		Technische Universität Darmstadt	*Engineering/ *Env. Studies	6
		Technische Universität München	*University-wide	41
		Universität Freiburg	*University-wide	39
		University of Duisburg-Essen	*Education	12
		University of Mainz	*Engineering/*Science	2
		University of Regensburg	*Law	1
		Iceland <6>	University of Iceland	*University-wide
	Netherlands <4>	University of Twente	*University-wide	4
	Italy <13>	University of Bologna	*University-wide	13
	Norway <11>	University of Oslo	*University-wide	11
	Poland <39>	Medical University of Gdansk	*Medicine	12
		Warsaw University of Technology	*Engineering	27
	Russia <4>	Moscow State Institute of Engineering Physics	*Engineering	2
		Moscow State University	*Informatics (Graduate)	1
		Russian Academy of Science, Siberian Division	*Agricultural Sciences	1
	Spain <1>	University of Barcelona	*University-wide	1
	Sweden <49>	KTH Royal Institute of Technology	*University-wide	3
		Lund University	*Law	25
		Uppsala University	*University-wide	21
	Switzerland <15>	Université de Genève	*University-wide	15
	United Kingdom <134>	University of Bristol	*University-wide	17
University of Durham		*University-wide	6	
University of Leeds		*University-wide	12	
University of London – SOAS		*University-wide	21	
University of Manchester		*Science	20	
University of Sheffield		*University-wide	33	
University of Warwick		*University-wide	25	
N. America 384 Students; 16% of Total	Canada <18>	Toronto University	*University-wide	3
		Université de Montréal	*University-wide	10
		University of Calgary	*University-wide	1
		University of Ottawa	*University-wide	1
		York University	*University-wide	3
Mexico <20>	Universidad Nacional Autónoma de México	*University-wide	20	
USA <346>	Green Mountain College	*Law	15	
	Harvard University	Medicine	3	

	Country/Region	Institution	Agreement with	No. Admitted
		Iowa State University	*University-wide	8
		Johns Hopkins University	*Medicine	1
		New York University	*University-wide	36
		North Carolina State University	*University-wide	87
		St. Olaf College	*University-wide	35
		Southern Illinois University at Carbondale	*University-wide	9
		University of California, Los Angeles	University-wide	2
		University of Cincinnati	*University-wide	31
		University of Florida	*University-wide	5
		University of Illinois (Urbana-Champaign)	*University-wide	40
		University of Kentucky	*University-wide	21
		University of Michigan	*Engineering	26
		University of Minnesota	*University-wide	21
		University of Oregon	*University-wide	1
		University of Pennsylvania	*Medicine	5
Oceania 113 Students; 5% of Total	Australia <113>	Australian National University	*University-wide	13
		Flinders University	*University-wide	1
		Macquarie University	*International Development	5
		Monash University	*University-wide	31
		University of Adelaide	*University-wide	25
		University of South Australia	*University-wide	7
		University of Sydney	*University-wide	14
		University of Western Australia	*University-wide	17
S. America 2 Students	Brazil <2>	University of Brasilia	*University-wide	1
		University of São Paulo	*University-wide	1
		36 Countries/Regions	155 Institutions (* denotes tuition waiver)	2,382 Students

Appendix 4. Institutions Sending Exchange Students to NUPACE: April 2019 - March 2020

	Country/Region	Institution	Agreement with	No/ Students	Full-Term Equivalent
Asia 113 Students; 52% of Total	Cambodia <4>	Royal University of Agriculture	*University-wide	2	1.0
		Royal University of Law and Economics	*University-wide	2	1.0
	China (PRC)	Beijing University of Technology	*Engineering	5	3.5
	<53>	China University of Political Science and Law	*Law	1	0.5
		Dalian University of Technology	*University-wide	2	2.0
		Donghua University	*Humanities	2	1.0
		East China University of Political Science and Law	*Law	4	2.0
		Harbin Institute of Technology	*University-wide	3	2.0
		Huazhong University of Science & Technology	*University-wide	3	2.0
		Jilin University	*University-wide	2	2.0
		Nanjing University	*University-wide	4	2.0
		Northeastern University	*University-wide	5	2.5
		Peking University	*University-wide	3	2.5
		Shanghai Jiaotong University	*University-wide	3	1.5
		Shenyang University of Technology	*Engineering	1	1.0
		Sun Yat-sen University; Lingnan (University) College	*Economics	3	1.5
		Tianjin University	*Env/*Engineering	2	1.0
		Tongji University	*University-wide	2	1.0
		Tsinghua University	*University-wide	2	1.0
		University of International Business and Economics	*Economics	4	2.0
		Xi'an Jiaotong University	*University-wide	2	2.0
	Hong Kong <7>	Chinese University of Hong Kong	*University-wide	3	3.0
		City University of Hong Kong	*University-wide	2	1.0
		University of Hong Kong	*University-wide	2	1.0

	Country/Region	Institution	Agreement with	No/ Students	Full-Term Equivalent
	Indonesia <4>	Bandung Institute of Technology	*University-wide	1	1.0
		Gadjah Mada University	*University-wide	3	2.0
	Korea (ROK) <22>	Chungnam National University	*Economics	1	0.5
		Ewha Womans University	*University-wide	1	0.5
		Gyeongsang National University	*University-wide	4	3.0
		Hanyang University	*University-wide	1	1.0
		Korea University	*University-wide	1	0.5
		Kyung Hee University	*University-wide	5	2.5
		Mokpo National University	*University-wide	2	1.5
		Seoul National University	*University-wide	1	0.5
		Sungkyunkwan University	*University-wide	4	2.0
		University of Seoul	*Law	1	1.0
		Yonsei University	*University-wide	2	1.5
	Mongolia <1>	National University of Mongolia	*University-wide	1	1.0
	Singapore <1>	National university of Singapore	*University-wide	1	0.5
	Taiwan <12>	Fu Jen Catholic University	*Humanities	1	1.0
		National Chengchi University	*University-wide	1	1.0
		National Chiao Tung University	*University-wide	2	1.5
		National Chung Cheng University	*University-wide	2	1.5
		National Taiwan University	*University-wide	2	2.0
	National Tsing Hua University	*University-wide	4	2.5	
	Thailand <1>	Kasetsart University	*University-wide	1	1.0
	Uzbekistan <4>	Samarkand State University	*University-wide	2	1.0
		Tashkent State University	*University-wide	1	1.0
		University of World Economy & Diplomacy	*University-wide	1	0.5
	Vietnam <4>	Foreign Trade University	*Economics	2	1.0
		Hanoi Law University	*Law	2	1.0
Europe 68 Students; 31% of Total	Austria <5>	Medical School of Vienna	*Medicine	2	1.0
		University of Innsbruck	*University-wide	1	1.0
		University of Klagenfurt	*Env/*Engineering	1	0.5
	Denmark <3>	University of Copenhagen	*University-wide	3	1.5
	France <9>	École Normale Supérieure d'Architecture Paris Val-de-Seine	*Env. Studies	2	2.0
		Université de Grenoble	*University-wide	2	1.5
		Université Lyon III – Jean Moulin	*University-wide	1	1.0
		Université Paris Saclay – Paris Sud	*University-wide	2	2.0
	Germany <19>	Universität Strasbourg	*University-wide	2	2.0
		RWTH Aachen University	*University-wide	5	2.5
		Technische Universität Braunschweig	*University-wide	4	3.0
		Technische Universität Chemnitz	*University-wide	3	2.0
	Iceland <2>	Technische Universität Darmstadt	*Engineering/*Env	1	0.5
		Technische Universität München	*University-wide	5	2.5
		Universität Freiburg	*University-wide	1	0.5
	Italy <2>	University of Iceland	*University-wide	2	1.5
	Netherlands <2>	University of Bologna	*University-wide	2	1.0
	Norway <3>	University of Twente	*University-wide	2	1.0
	Sweden <4>	University of Oslo	*University-wide	3	2.0
		KTH Royal Institute of Technology	*University-wide	1	0.5
		Lund University	*Law	1	1.0
	Switzerland <1>	Uppsala University	*University-wide	2	1.5
		Université de Genève	*University-wide	1	1.0
United Kingdom <18>	University of Bristol	*University-wide	3	3.0	
	University of Durham	*University-wide	3	3.0	
	University of Leeds	*University-wide	4	4.0	
	University of London – SOAS	*University-wide	3	3.0	
	University of Manchester	*University-wide	2	2.0	
	University of Warwick	*University-wide	3	3.0	

	Country/Region	Institution	Agreement with	No/Students	Full-Term Equivalent
N. America <i>26 Students; 12% of Total</i>	Canada <1>	University of Montreal	*University-wide	1	0.5
	Mexico <6>	Universidad Nacional Autónoma de México	*University-wide	5	2.5
	USA <19>	New York University	*University-wide	3	2.0
		North Carolina State University	*University-wide	2	1.5
		St Olaf College	*University-wide	3	1.5
		University of Cincinnati	*University-wide	3	3.0
		University of Florida	*University-wide	2	2.0
		University of Illinois (Urbana-Champaign)	*University-wide	1	0.5
		University of Kentucky	*University-wide	2	2.0
		University of Minnesota	*University-wide	2	1.0
University of Oregon	*University-wide	1	1.0		
Oceania <i>11 Students; 5% of Total</i>	Australia <11>	Australian National University	*University-wide	2	1.5
		Monash University	*University-wide	3	2.0
		University of Adelaide	*University-wide	3	2.0
		University of Western Australia	*University-wide	3	1.5
	24 Countries/ Regions	95 Institutions	(* denotes tuition waiver)	218 Students	150.0 FTEs