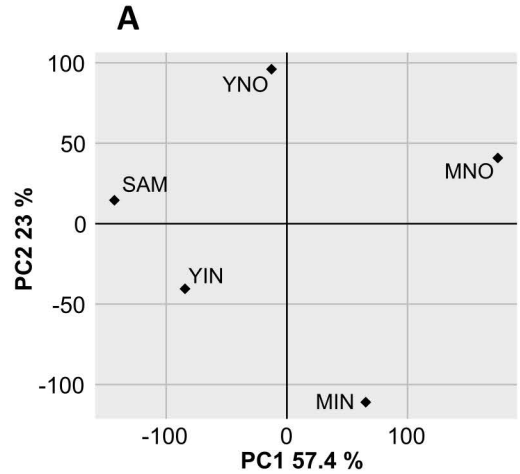

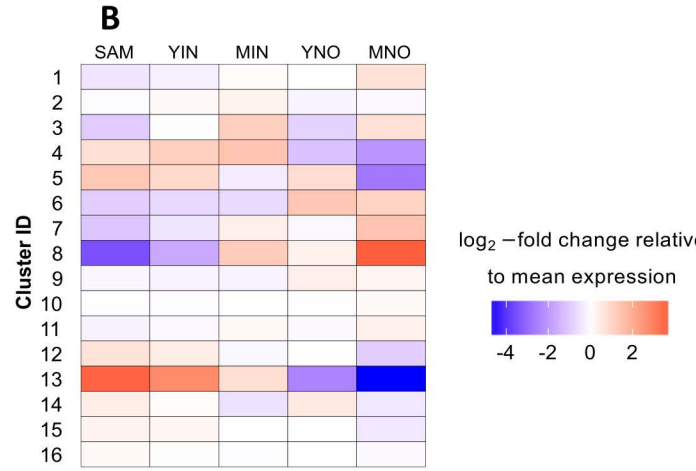



Cluster 5 (965 genes)

Functional categories	Genes in set	Fold-enrichment
cell wall.modification	8	3.7*
redox.glutaredoxins	6	5.64*
nucleotide metabolism. deoxynucleotide metabolism	5	10.84**
DNA.synthesis and chromatin structure	88	5.88***
cell.organisation	59	3.17***
cell.division	11	2.87*
cell.cycle	22	4.37***
not assigned.unknown	288	1.15*

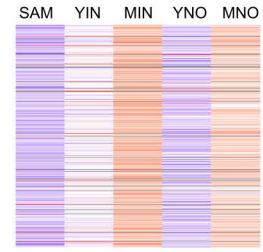

Cluster 3 (1028 genes)

Functional categories	Genes in set	Fold-enrichment
cell wall.modification	10	4.34**
amino acid metabolism.synthesis	24	2.32**
secondary metabolism. phenylpropanoids	16	4.23***
hormone metabolism.ethylene	14	2.68**
hormone metabolism.jasmonate	7	7.41**
stress.biotic	39	1.82**
misc.cytochrome P450	19	3.54***
misc.plastocyanin-like	6	4.81*
misc.UDP glucosyl and glucoronyl transferases	26	2.71***
misc.glutathione S transferases	9	3.66*
development.storage proteins	5	5.29*
transport.peptides and oligopeptides	12	3.74**



Cluster 8 (546 genes)

Functional categories	Genes in set	Fold-enrichment
cell wall.modification	6	4.99*
stress.biotic	36	3.22***
misc.cytochrome P450	9	3.21*
misc.peroxidases	19	12.68***
misc.plastocyanin-like	6	9.22**
misc.UDP glucosyl and glucoronyl transferases	18	3.59***
misc.GDSL-motif lipase	10	6.5***



Cluster 6 (622 genes)

Functional categories	Genes in set	Fold-enrichment
major CHO metabolism. degradation	8	3.7*
cell wall.degradation	11	5.31**
misc.cytochrome P450	11	3.4**
misc.acid and other phosphatases	10	5.42**
misc. protease inhibitor/seed storage/LTP family protein	4	9.76*
transport.sulphate	4	10.33*
transport.membrane system unknown	4	25.09**
not assigned.unknown	193	1.2**

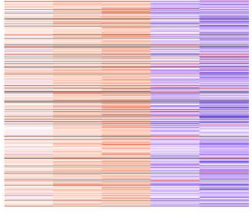

Cluster 4 (750 genes)

Functional categories	Genes in set	Fold-enrichment
PS.lightreaction	54	19.02***
PS.photorespiration	4	7.26*
PS.calvin cycle	12	8.06***
secondary metabolism. isoprenoids	10	3.08*
secondary metabolism. simple phenols	4	8.06*
Co-factor and vitamine metabolism. thiamine	3	10.89*
tetrapyrrole synthesis. magnesium chelatase	3	21.77*
tetrapyrrole synthesis. protochlorophyllide reductase	3	27.22*
stress.biotic	29	1.86*
misc.cytochrome P450	14	3.58*

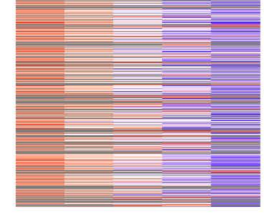

Cluster 13 (385 genes)

Functional categories	Genes in set	Fold-enrichment
lipid metabolism. FA synthesis/elongation	12	5.97***
misc.GDSL-motif lipase	9	8.32***
RNA.regulation of transcription	98	2.34***

log2 -fold change relative
to mean expression
≤ -3
-2
-1
0
1
2
≥ 3