

COMMUNICATION

Micro-Flow Synthesis of β -Amino Acid Derivatives via a Rapid Dual Activation Approach†

Received 00th January 20xx,
Accepted 00th January 20xx

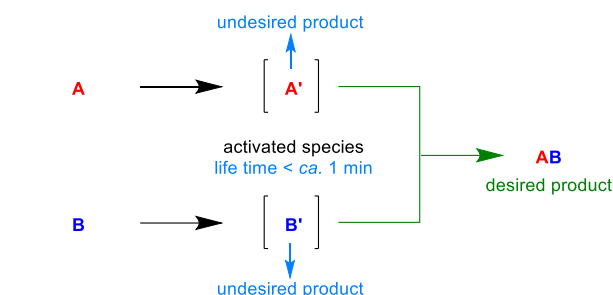
Naoto Sugisawa,^{ab} Hiroyuki Nakamura,^a and Shinichiro Fuse*^{bc}

DOI: 10.1039/x0xx00000x

Rapid dual activation (≤ 3.3 sec) of both β -amino acid *N*-carboxy anhydride and alkyl chloroformate for the synthesis of a β -amino acid-derived scaffold was demonstrated. The key to success was the use of rapid mixing enabled by a micro-flow reactor. The one-flow synthesis of 22 β -amino acid derivatives was achieved.

Dual activation is an attractive synthetic approach (Scheme 1), because it enables challenging coupling reactions that are impossible or insufficient using other approaches. Elegant bifunctional and synergistic catalysts have been developed as dual activators of both substrates **A** and **B**.¹ One of the important challenges in developing a dual activation approach is the avoidance of undesired reactions from activated species **A'** and **B'**.² In particular, if the lifetime of the active species **A'** and **B'** is insufficient compared with the mixing time of the solutions (*ca.* < 1 min),³ it would be difficult to obtain satisfactory results, because undesired reactions from **A'** and **B'** occur concomitantly with their generation during mixing. In order to avoid these undesired reactions, a rapid dual activation of substrates, and their immediate use for the subsequent coupling reactions would be a valuable aid in developing dual activation approaches.

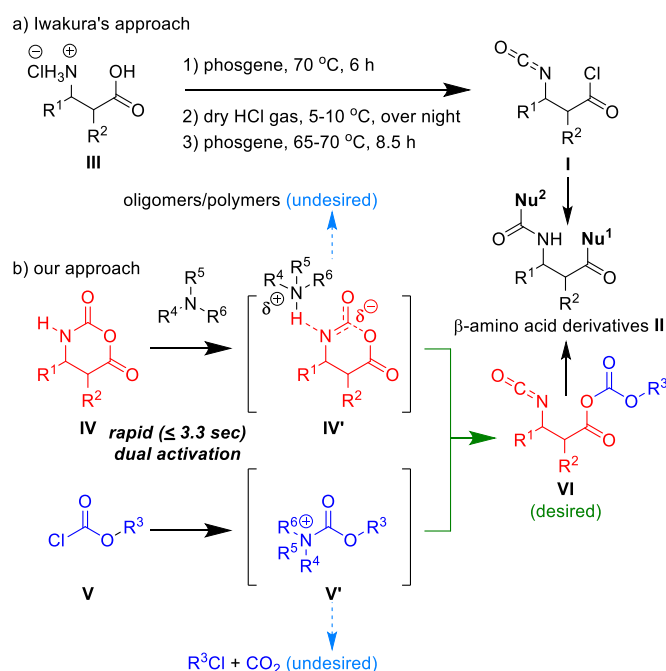
β -Amino acid derivatives are attractive as drug candidates,⁴ asymmetric catalysts in organic transformations,⁵ and organogels for surface modifications.⁶ They are usually synthesized by stepwise chemical modifications of amino- and/or carboxyl groups in β -amino acids.⁷ β -Amino acid-derived scaffolds containing multiple-reaction sites that allow selective and sequential chemical modifications are useful for the rapid synthesis of β -amino acid derivatives. In 1966, Iwakura and coworkers reported the preparation of β -amino acid-derived scaffold **I** containing both isocyanate and acyl chloride moieties (Scheme 2a) and its use in a one-pot, three-component coupling reaction to synthesize β -amino acid derivatives **II**.⁸ Mormann and coworkers also reported derivatization and polymerization based on **I**.⁹ Despite the usefulness of **I**, its preparation requires treatment with toxic gases such as phosgene



Scheme 1. Dual activation approach for the coupling of substrates **A** and **B**, and the risk of undesired reactions from activated species **A'** and **B'**.

and HCl, the expenditure of time (*ca.* 1 day), and heating conditions (65–70 °C). This complicates the synthesis of **I** containing acid labile R^1 and/or R^2 . The development of a mild and rapid synthesis of β -amino acid-derived scaffolds containing multiple reaction centers remains an important pursuit.

Micro-flow technology¹⁰ allows precise control for a short



Scheme 2. a) Reported preparation of β -amino acid-derived scaffold **I** containing isocyanate and acyl chloride moieties. b) Preparation of β -amino acid-derived scaffold **VI** containing isocyanate and mixed carbonic anhydride moieties via the rapid dual activation approach reported in this study.

^a Laboratory for Chemistry and Life Science, Institute of Innovative Research, Tokyo Institute of Technology, Yokohama, 226-8503, Japan.

^b School of Life Science and Technology, Tokyo Institute of Technology, Yokohama, 226-8501, Japan.

^c Department of Basic Medicinal Sciences, Graduate School of Pharmaceutical Sciences, Nagoya University, Nagoya 464-8601, Japan

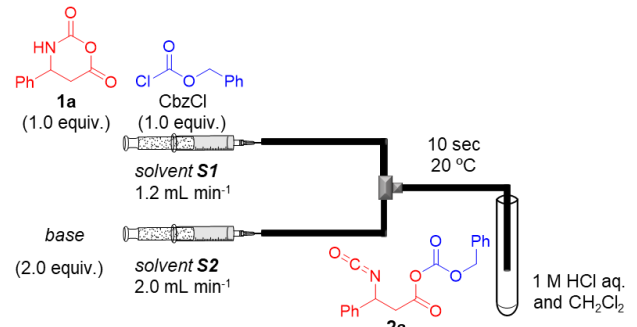
†Electronic supplementary information (ESI) available: See DOI: 10.1039/x0xx00000x

amount of time by rapid mixing (milli-seconds)¹¹ as a result of a shortening of the diffusion length. Recently, we reported the one-step micro-flow synthesis of β -amino acid *N*-carboxy anhydrides (β -NCAs) **IV**.¹² Herein, we report the rapid and mild synthesis of a β -amino acid-derived scaffold **VI** containing isocyanate and mixed carbonic anhydride moieties, and its use in the synthesis of various β -amino acid derivatives. The key to success was the rapid generation of active species **IV'** and **V'** and their immediate use in a subsequent coupling reaction, which avoided the undesired oligomerization/polymerization of **IV'** and the decomposition of **V'**. This accomplishment was realized via precise control of the reaction time (≤ 3.3 sec) using micro-flow technology.

We examined the rapid dual activation of β -NCA (**1a**, racemic mixture) and benzyl chloroformate (CbzCl) for synthesis of β -phenylalanine-derived scaffold **2a**. Bases, reaction time and solvents were examined, as shown in Table 1. We connected a T-shape mixer and Teflon® tubing and immersed them in a water bath (20 °C). Then, β -NCA **1a** (1.00 equiv.) and CbzCl (1.00 equiv.) in solvent **S1** and a base (2.00 equiv.) in solvent **S2** were independently injected into the T-shape micromixer. The resultant mixture was poured into a mixture of 1 M HCl aq. and CH₂Cl₂. Following a simple aqueous workup, the yield was determined via ¹H NMR analysis. No reaction of **1a** occurred in the absence of a base (entry 1). Insufficient yields occurred with the sole use of either pyridine or *i*-Pr₂NEt (entries 2 and 3), whereas an excellent yield was observed when both pyridine

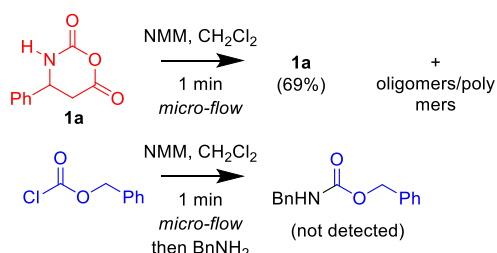
and *i*-Pr₂NEt were used in combination (entry 4). It is well known that pyridine reacts with acyl chloride to form a highly electrophilic acylpyridinium cation, but the nucleophilic substitution of *i*-Pr₂NEt against acyl chloride is slow.¹⁷ Therefore, it is reasonable that low yields were observed (entries 2 and 3), because pyridine, which is a nucleophilic and weak base, could not activate **1a**, while, *i*-Pr₂NEt, which is a less nucleophilic strong base, could not sufficiently activate CbzCl. However, the combined use of pyridine and *i*-Pr₂NEt dually activated both substrates, which produced an excellent yield (entry 4). From a practical point of view, the dual activation of both substrates by a sole base would be desirable. Examination of various bases revealed that the sole use of Et₃N or *N*-ethylmorpholine afforded **2a** in good yields (entries 5 and 6). It is conceivable that these bases could react with CbzCl to form acylammonium cations due to their decreased steric bulkiness by comparison with that of *i*-Pr₂NEt. In addition, each was sufficiently basic to activate **1a**. The use of *N*-methylpiperidine, *N,N*-dimethylaminopyridine (DMAP), and Me₂NBn resulted in the generation of a complex mixture probably due to an undesired oligomerization/polymerization of **1a** (entries 7-9), whereas the use of NMI resulted in no reaction (entry 10). We speculated that the use of a strong base (pK_a > 8-9), with the noted exception of *i*-Pr₂NEt, induced a very rapid oligomerization/polymerization of **1a**, but a weak base (pK_a \leq 7) could not activate **1a**. It seemed that the basicity of *i*-Pr₂NEt (pK_a = 11.4) was sufficient, but its bulkiness avoided the undesired reactions with **1a** (entries 3 and 4). To our delight, the sole use of *N*-methylmorpholine (NMM), which has medium levels of both nucleophilicity and basicity, quantitatively afforded **2a** (entry 11). The use of either THF or MeCN instead of CH₂Cl₂ resulted in a decrease in yields or clog generation (entries 12-15). In order to verify the importance of the micro-flow conditions, comparative batch conditions were carried out. Although the reaction mixture was vigorously stirred during the experiment, reproducible results were not observed due to batch-to-batch differences in the mixing efficiency (entry 16). Although base-induced rapid oligomerization/polymerization of **1a**¹⁸ and rapid decarboxylation of acylammonium cation generated from alkyl chloroformate¹⁹ are known to occur, we experimentally confirmed the instability of the activated species (Scheme 3). The reaction of **1a** with NMM in the absence of CbzCl for 1 min induced oligomerization/polymerization and 69% of **1a** was recovered. The reaction of CbzCl with NMM in the absence of **1a** for 1 min and a subsequent nucleophilic addition using benzylamine²⁰ was performed. The amide was not detected. The results indicated rapid decarboxylation of the *in situ* generated acylammonium cation. Thus, rapid activation of **1a** and CbzCl and their immediate use for the coupling was important in order to avoid these undesired reactions.

Table 1. Rapid dual activation of **1a** and benzyl chloroformate for the synthesis of **2a**.



entry	base	solvent S1	solvent S2	yield (%) ^b
1	-	CH ₂ Cl ₂	CH ₂ Cl ₂	n.r. ^c
2	pyridine (pK _a = 5.2) ¹³	CH ₂ Cl ₂	CH ₂ Cl ₂	n.r. ^c
3	<i>i</i> -Pr ₂ NEt (pK _a = 11.4) ¹⁴	CH ₂ Cl ₂	CH ₂ Cl ₂	28
4	<i>i</i> -Pr ₂ NEt + pyridine ^a	CH ₂ Cl ₂	CH ₂ Cl ₂	99
5	Et ₃ N (pK _a = 10.7) ¹³	CH ₂ Cl ₂	CH ₂ Cl ₂	85
6	<i>N</i> -ethylmorpholine (pK _a = 7.7) ¹³	CH ₂ Cl ₂	CH ₂ Cl ₂	70
7	<i>N</i> -methylpiperidine (pK _a = 10.1) ¹⁵	CH ₂ Cl ₂	CH ₂ Cl ₂	- ^d
8	DMAP (pK _a = 9.6) ¹⁴	CH ₂ Cl ₂	CH ₂ Cl ₂	- ^d
9	Me ₂ NBn (pK _a = 8.9) ¹⁵	CH ₂ Cl ₂	CH ₂ Cl ₂	- ^d
10	NMI (pK _a = 7.0) ¹⁶	CH ₂ Cl ₂	CH ₂ Cl ₂	n.r. ^c
11	NMM (pK _a = 7.4) ¹³	CH ₂ Cl ₂	CH ₂ Cl ₂	>99 ^e (>99 ^e)
12	NMM	THF	CH ₂ Cl ₂	96
13	NMM	THF	THF	- ^f
14	NMM	MeCN	CH ₂ Cl ₂	73
15	NMM	MeCN	MeCN	62
16	NMM	CH ₂ Cl ₂	CH ₂ Cl ₂	68-89 ^{g,h}

^a1.0 + 1.0 equiv. ^bYields were determined via ¹H NMR analysis using 1,1,2-tirichloroethane as an internal standard. ^cNo reaction of **1a** occurred. ^dA complex mixture was generated. ^eIsolated yields. ^fThe reactor was clogged. ^gThree independent experiments were carried out. ^hBatch conditions included 1,000 rpm.



Scheme 3. Reaction of **1a** or CbzCl with NMM in the absence of a coupling partner in order to confirm the instability of the generated activated species.

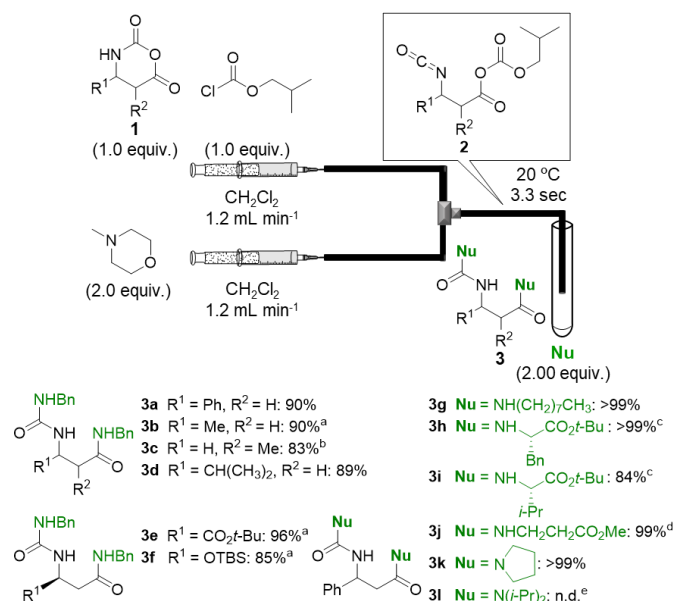


Figure 1. Introduction of a nucleophile against *in situ* generated **2**. ^aTHF was used to dissolve **1** and isobutyl chloroformate. ^bCH₂Cl₂/MeCN (v/v = 1/1) was used to dissolve **1** and isobutyl chloroformate. ^c α -Amino acid *tert*-butyl ester hydrochloride was used as Nu. ^d β -Alanine methyl ester hydrochloride was used as Nu. ^eThe desired product was not detected.

β -Amino acid-derived scaffold **2** has isocyanate and mixed carbonic anhydride moieties that allow further chemical modifications. We carried out *in situ* generation of **2**²¹ and the following reaction with various nucleophiles using the two electrophilic reaction sites of **2** in a collection flask (Figure 1). β -NCA **1** (1.0 equiv.), isobutyl chloroformate (1.0 equiv.),²² and NMM (2.0 equiv.) were reacted to generate **2** *in situ*, which was reacted with various nucleophiles (2.0 equiv.) without isolation to obtain β -amino acid derivatives **3**. Desired derivatives **3a-3d** containing an alkyl or a phenyl side chain were obtained in high yields. It should be noted that **3e** and **3f** containing acid-labile *tert*-butyl ester or silyl ether moieties that cannot be synthesized by Iwakura's approach were obtained in high yields. Various primary and secondary amines including α - and β -amino acids could be used as nucleophiles and the desired derivatives **3g-3k** were obtained in excellent yields, whereas the use of bulky diisopropyl amine as a nucleophile did not afford the desired product **3l**.

In order to expand the structural diversity of the β -amino acid derivatives obtained by the developed approach, we examined the sequential introduction of two different nucleophiles into *in situ* generated **2** (Figure 2). β -NCA **1** (1.0 equiv.), isobutyl chloroformate (1.0 equiv.), and NMM (2.0 equiv.) were reacted to generate **2** *in situ*. The first nucleophile (**Nu**¹, 1 equiv.) was reacted with **2** in the presence of a catalytic amount of DMAP (0.1 equiv.) that preferentially activated the mixed carbonic anhydride moiety to generate a highly active acyl pyridinium cation (for details, see SI). The second nucleophile (**Nu**², 1 equiv.) was reacted in the presence of a stoichiometric amount of DIEA (1 equiv.)²³ in the collection flask to afford the desired products **4** and **5**. The sequential introduction of various primary and secondary amines including α - and β -amino acids and subsequent 1-octanethiol afforded the desired products **4a-4e** in good yields.²⁴ The use of either a benzyl mercaptan or a thiophenol instead of 1-octanethiol also afforded the desired products **4f** and **4g** in good yields. The sequential introduction of different amines was examined

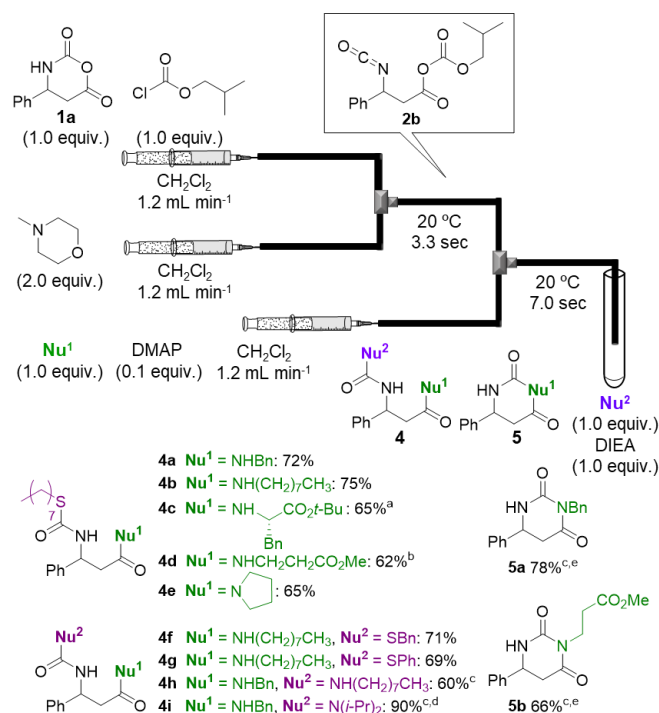


Figure 2. Introduction of different nucleophiles against *in situ* generated **2**. α -Amino acid *tert*-butyl ester hydrochloride was used as Nu. ^a β -Alanine methyl ester hydrochloride was used as Nu¹. ^cDIEA (1.0 equiv.) was not used. ^d2.0 equiv. of diisopropylamine was used as Nu². ^eThe cyclization was carried out at 100 °C for 2 h in toluene.

because β -amino acid derivatives containing both urea and amide moieties are attractive as drug candidates and organogels.^{6,7a,d} The desired products **4h** and **4i** were obtained in good to excellent yields. We carried out dihydrouracil synthesis because they are frequently found in bioactive compounds.²⁵ The desired products **5a** and **5b** were obtained in good yields without using a second nucleophile in the collection flask.

Conclusions

We demonstrated the mild and rapid synthesis of β -amino acid-derived scaffold **2** containing isocyanate and mixed carbonic anhydride moieties. The key to success was a "rapid dual activation" (≤ 3.3 sec) of **1** and alkyl chloroformate in the presence of NMM and their immediate use for a subsequent coupling reaction with the avoidance of undesired reactions of the activated species. This could only be realized by the use of rapid mixing that was enabled by a micro-flow reactor. These 22 structurally diverse β -amino acid derivatives are attractive as drug candidates, and their one-flow synthesis was demonstrated. Again, we emphasize that the developed reaction can be safely and reproducibly performed only via the use of micro-flow technology. The developed methodology should be useful in developing various dual activation approaches and be valuable for accelerating drug, catalyst, and material discovery based on β -amino acid derivatives.

Conflicts of interest

There are no conflicts to declare.

Acknowledgements

This work was partially supported by a Scientific Research on Innovative Areas 2707 Middle molecular strategy (no. 16H01138) from the Japan Society for the Promotion of Science, and by The Naito Foundation Natural Science Scholarship.

Notes and references

- Definition of bifunctional catalysis and synergistic catalysis, see: a) A. E. Allen, D. W. C. MacMillan, *Chem. Sci.* 2012, **3**, 633-658; Recent selected reviews, see: b) Z. Du, Z. Shao, *Chem. Soc. Rev.* 2013, **42**, 1337-1378; c) S. Afewerki, A. Córdova, *Chem. Rev.* 2016, **116**, 13512-13570; d) B. Teng, W. C. Lim, C.-H. Tan, *Synlett* 2017, **28**, 1272-1277; e) J. Fu, X. Huo, B. Li, W. Zhang, *Org. Biomol. Chem.* 2017, **15**, 9747-9759; f) K. T. Mahmudov, A. V. Gurbanov, F. I. Guseinov, M. F. C. Guedes da Silva, *Coord. Chem. Rev.* 2019, **387**, 32-46.
- a) B. M. Trost, X. Luan, Y. Miller, *J. Am. Chem. Soc.* 2011, **133**, 12824-12833; b) F. Nagra, Y. Macé, D. Lambin, O. Riant, *Angew. Chem. Int. Ed.* 2013, **52**, 3208-3212.
- Jensen and coworkers reported required time (seconds to minutes) for complete mixing of solutions using batch reactors, see: R. L. Hartman, J. P. McMullen, K. F. Jensen, *Angew. Chem. Int. Ed.* 2011, **50**, 7502-7519.
- Recent selected reviews, see: a) R. P. Cheng, S. H. Gellman, W. F. DeGrado, *Chem. Rev.* 2001, **101**, 3219-3232; b) D. Seebach, A. K. Beck, D. J. Bierbaum, *Chem. Biodivers.* 2004, **1**, 1111-1239; c) F. Fülöp, T. A. Martinek, G. K. Tóth, *Chem. Soc. Rev.* 2006, **35**, 323-334; d) F. Kudo, A. Miyanaga, T. Eguchi, *Nat. Prod. Rep.* 2014, **31**, 1056-1073. Recent selected publications, see: e) M.-R. Lee, N. Raman, S. H. Gellman, D. M. Lynn, S. P. Palecek, *ACS Chem. Biol.* 2017, **12**, 2975-2980; f) É. Bartus, Z. Hegredüs, E. Wéber, B. Csipak, G. Szakonyi, T. A. Martinek, *ChemistryOpen*, 2017, **6**, 236-241; g) J. W. Checco, S. H. Gellman, *ChemBioChem*, 2017, **18**, 291-299.
- Recent selected publications, see: a) P. E. Coffey, K.-H. Drauz, S. M. Roberts, J. Skidmore, J. A. Smith, *Chem. Commun.* 2001, 2330-2331; b) P. S.-P. Wang, J. B. Nguyen, A. Schepartz, *J. Am. Chem. Soc.* 2014, **136**, 6810-6813.
- A. Raghavanpillai, V. A. Franco, W. E. Meredith, *J. Fluor. Chem.* 2012, **135**, 187-194; b) A. Raghavanpillai, V. A. Franco, *Appl. Sci.* 2012, **2**, 175-191.
- a) R. L. Wolin, A. Santillán, J. T. Barclay, L. Tang, H. Venkatesan, S. Wilson, D. H. Lee, T. W. Lovenberg, *Bioorg. Med. Chem.* 2004, **12**, 4493-4509; b) E. Tassoni, R. Conti, G. Gallo, S. Vincenti, L. Mastrofrancesco, T. Brunetti, W. Cabri, F. Giannessi, *ChemMedChem* 2011, **6**, 1977-1980; c) M. Durini, E. Russotto, L. Pignataro, O. Reiser, U. Piarulli, *Eur. J. Org. Chem.* 2012, 5451-5461; d) J. Zhang, M. Han, X. Ma, L. Xu, J. Cao, Y. Zhou, J. Li, T. Liu, Y. Hu, *Chem. Biol. Drug. Des.* 2014, **84**, 497-504. Various synthetic approaches for constructing β -amino acid skeleton have been reported, see: e) D. C. Cole, *Tetrahedron* 1994, **50**, 9517-9582; f) B. Weiner, W. Szymański, D. B. Janssen, A. J. Minnaard, B. L. Feringa, *Chem. Soc. Rev.* 2010, **39**, 1656-1691.
- Y. Iwakura, K. Uno, S. Kang, *J. Org. Chem.* 1966, **31**, 142-146.
- a) W. Mormann, E. Hissmann, *Tetrahedron Lett.* 1987, **28**, 3087-3090; b) W. Mormann, N. Tiemann, E. Turuskan, *Polymer* 1989, **30**, 1127-1132.
- Recent selected reviews, see: a) B. Gutmann, D. Cantillo, C. O. Kappe, *Angew. Chem. Int. Ed.* 2015, **54**, 6688-6728. b) M. Baumann, I. R. Baxendale, *Beilstein J. Org. Chem.* 2015, **11**, 1194-1219; c) R. Porta, M. Benaglia, A. Puglisi, *Org. Process Res. Dev.* 2016, **20**, 2-25; d) I. Rossetti, M. Compagnoni, *Chem. Eng. J.* 2016, **296**, 56-70; e) S. Kobayashi, *Chem. Asian J.* 2016, **11**, 425-436; f) C. A. Shukla, A. A. Kulkarni, *Beilstein J. Org. Chem.* 2017, **13**, 960-987; g) F. Fanelli, G. Parisi, L. Degennaro, R. Luisi, *Beilstein J. Org. Chem.* 2017, **13**, 520-542; h) J. Britton, C. L. Raston, *Chem. Soc. Rev.* 2017, **46**, 1250-1271; i) M. B. Plutschack, B. Pieber, K. Gilmore, P. H. Seeberger, *Chem. Rev.* 2017, **117**, 11796-11893; j) R. Gérardy, N. Emmanuel, T. Toupy, V.-E. Kassin, N. N. Tshibalonza, M. Schmitz, J.-C. M. Monbaliu, *Eur. J. Org. Chem.* 2018, 2301-2351; k) B. T. Ramanjaneyulu, N. K. Vishwakarma, S. Vidyacharan, P. R. Adiyala, D.-P. Kim, *Bull. Korean Chem. Soc.* 2018, **39**, 757-772.
- H. Kim, K.-i. Min, K. Inoue, D. J. Im, D.-P. Kim, J.-i. Yoshida, *Science* 2016, **352**, 691-694.
- We reported micro-flow synthesis of α -NCAs, see: a) Y. Otake, H. Nakamura, S. Fuse, *Angew. Chem. Int. Ed.* 2018, **57**, 11389-11393; micro-flow synthesis of β -NCAs, see: b) N. Sugisawa, Y. Otake, H. Nakamura, S. Fuse, *Chem. Asian J.* 2020, **15**, 79-84.
- H. K. Hall, *J. Phys. Chem.* 1956, **60**, 63-70.
- C. Faltin, E. M. Fleming, S. J. Connon, *J. Org. Chem.* 2004, **69**, 6496-6499.
- H. K. Hall, *J. Am. Chem. Soc.* 1957, **79**, 5441-5444.
- M. L. Bender, B. W. Turnquest, *J. Am. Chem. Soc.* 1957, **79**, 7, 1656-1662.
- G. W. Anderson, J. E. Zimmerman, F. M. Callahan, *J. Am. Chem. Soc.* 1967, **89**, 5012-5017.
- Polymerization rate of β -NCA in the presence of organic base was reported, see: H. R. Kricheldorf, R. Mülhaupt, *J. Macromol. Sci. A* 1980, **14**, 349-377.
- A. R. Choppin, J. W. Rogers, *J. Am. Chem. Soc.* 1948, **70**, 2967-2967.
- Both CbzCl and acylammonium cation are unstable, therefore, we intended to convert them to a stable amide using benzyl amine.
- We examined substrate scope with the reaction time of 3.3 sec. Because yield was not changed by reducing the reaction time from 10 sec to 3.3 sec in our preliminary examination. Details, see SI.
- Inexpensive, readily available, and stable isobutyl chloroformate was used instead of CbzCl for investigation of substrate scope. We experimentally confirmed instability of acylammonium cation generated from isobutyl chloroformate. Details, see SI.
- E. Dyer, J. F. Glenn, E. Lendrat, *J. Org. Chem.* 1961, **26**, 2919-2925.
- Synthesis of **4a** under batch conditions afforded decreased yield. Details, see SI.
- a) J. Guillon, M. Daoust, D. Radulovic, M. Boulouard, P. Dallemagne, E. Legrand, S. Rault, M. Quermonne, M. Robba, *Eur. J. Med. Chem.* 1996, **31**, 335-339; b) L. G. Nair, S. Bogen, R. J. Doll, N.-Y. Shih, F. G. Njoroge, *Tetrahedron Lett.* 2010, **51**, 1276-1279.